VERSIONE VERSION VERSION VERSION	TAEevo TECH 031 FLA (A)	P_{MAX} (KW)	P_{MAX} (HP) UL508A-Tab.:50.1
SP	9.1	6.0	7-1/2
P3	11	6.8	7-1/2
P5	13	8.4	10

VERSIONE VERSION VERSION VERSION	TAEevo TECH 051 FLA (A)	P_{MAX} (KW)	P_{MAX} (HP) UL508A-Tab.:50.1
SP	11	7.9	7-1/2
P3	13	8.8	10
P5	15	10	15

VERSIONE VERSION VERSION VERSION	TAEevo TECH 081 FLA (A)	P_{MAX} (KW)	P_{MAX} (HP) UL508A-Tab.:50.1
SP	19	13	15
P3	21	15	15
P5	24	17	20

VERSIONE VERSION VERSION VERSION	TAEevo TECH 101 FLA (A)	P_{MAX} (KW)	P_{MAX} (HP) UL508A-Tab.:50.1
SP	24	16	20
P3	26	18	20
P5	29	20	25

VERSIONE VERSION VERSION VERSION	TAEevo Tech 121 FLA (A)	P_{MAX} (KW)	P_{MAX} (HP) UL508A-Tab.:50.1
SP	29	20	25
P3	32	22	25
P5	34	23	25

VERSIONE VERSION VERSION VERSION	TAEevo Tech 161 FLA (A)	P_{MAX} (KW)	P_{MAX} (HP) UL508A-Tab.:50.1
SP	35	23	30
P3	38	25	30
P5	40	26	30

ALIMENTAZIONE ELETTRICA POWER SUPPLY ALIMENTATION FUENTE DE ALIMENTACION	TENSIONE VOLTAGE TENSION TENSION V	FASI PHASES PHASES FASES Ph	FREQUENZA FREQUENCY FREQUENCE FREQUENCIA Hz
	AC 460V	3/GRD	60Hz

REV. INDEX ВАР.	DATA-DATE DATE-DATUM FECHA-ДАТА	MODIFICA-MODIFICATION-MODIFICATION ANDERUNG-MODIFICACION-ИЗМЕНЕНИЕ	FIRMA-SIGNATURE SIGNATURE UNTERSCHRIFT FIRMA-ПОДПИСЬ
B	28/09/2016	Aggiornato dati pompa P5 nei modelli 081-101-121-161	R. Sturaro
-	-	-	-
-	-	-	-
-	-	-	-

M.T.A. S.p.A. PADOVA-ITALY

IMPIANTO-SYSTEM-INSTALLATION-ANLAGE-EQUIPO-СИСТЕМА
TAEevo TECH 031÷161 IC208CX
460/3/60 - R410A - P3/P5 - UL

DISEGNO-DRAWING-FIGURE-ZEICHNUNG-FIGURATION-ЧЕРТЁЖ: REE0451
REV. INDEX-ВАР.: B

DATI ELETTRICI
ELECTRICAL DATA
DONNES ELECTRIQUES
-
DATOS ELECTRICOS
-

DISEGNATORE-DRAFTSMAN DESSINATEUR-ZEICHNER DISENADOR-ЧЕРТИЛ: S. Bazzan
DATA-DATE-DATE DATUM-FECHA-ДАТА: 18/11/2015
VISTO DA-VIEW FROM-VUE DE ANSICHT AUS-VISTO DE ПРОВЕРИЛ: M. Martin
FOGLIO-SHEET-PAPIER BLATT- FOLIO- ЛИСТ: 1 / 21

Disegno di proprieta' della M.T.A. S.p.A. che si riserva i diritti sancili dalla legge - Drawing property of M.T.A S.p.A.; all legal rights reserved - Ce dessin est la propriete de M.T.A. S.p.A. Tous droits reserve - Die Zeichnung ist Eigentum der M.T.A. S.p.A. alle Rechte sind vorbehalten - Dibujo de propiedad de M.T.A. S.p.A. que se reserva los derechos establecidos por la ley - ЧЕРТЁЖ ЯВЛЯЕТСЯ СОБСТВЕННОСТЬЮ M.T.A. S.p.A. ОСТАВЛЯЮТСЯ ЗА СОБОЙ ЗАКОННЫЕ ПРАВА

WSI WELD SYSTEMS INTEGRATORS, INC.
RESISTANCE WELDING. SOLVED.
844-WSI-WELD | +1-216-475-5629 | www.wsiweld.com | salesteam@wsiweld.com

CARICHI ELETTRICI ELECTRIC LOADS CHARGE CARGAS ELECTRICAS	TAEevo TECH 031			
	FLA	P_{MAX}		I_{LR}
	(A)	(KW)	(HP) UL508A-Tab.:50.1	(A)
-MC1	7.76	5.13	7-1/2	46
-MF1	1.17	0.72	3/4	4.1
-MP1 (P3)	1.48	0.86	3/4	13.1
-MP1 (P5)	4.1	2.48	3	38.9

CARICHI ELETTRICI ELECTRIC LOADS CHARGE CARGAS ELECTRICAS	TAEevo TECH 051			
	FLA	P_{MAX}		I_{LR}
	(A)	(KW)	(HP) UL508A-Tab.:50.1	(A)
-MC1	9.97	7.1	7-1/2	62
-MF1	1.17	0.72	3/4	4.1
-MP1 (P3)	1.48	0.86	3/4	13.1
-MP1 (P5)	4.1	2.48	3	38.9

CARICHI ELETTRICI ELECTRIC LOADS CHARGE CARGAS ELECTRICAS	TAEevo TECH 081			
	FLA	P_{MAX}		I_{LR}
	(A)	(KW)	(HP) UL508A-Tab.:50.1	(A)
-MC1	17,09	12,1	15	114
-MF1	1.57	1.05	3/4	10.8
-MP1 (P3)	2.11	1.27	1-1/2	20.2
-MP1 (P5)	5.6	3.42	5	52.8

CARICHI ELETTRICI ELECTRIC LOADS CHARGE CARGAS ELECTRICAS	TAEevo TECH 101			
	FLA	P_{MAX}		I_{LR}
	(A)	(KW)	(HP) UL508A-Tab.:50.1	(A)
-MC1	20.19	14.05	15	125
-MF1	1.57	1.05	3/4	10.8
-MF2	1.57	1.05	3/4	10.8
-MP1 (P3)	2.11	1.27	1-1/2	20.2
-MP1 (P5)	5.6	3.42	5	52.8

CARICHI ELETTRICI ELECTRIC LOADS CHARGE CARGAS ELECTRICAS	TAEevo Tech 121			
	FLA	P_{MAX}		I_{LR}
	(A)	(KW)	(HP) UL508A-Tab.:50.1	(A)
-MC1	25.24	17.55	20	150
-MF1	1.57	1.05	3/4	10.8
-MF2	1.57	1.05	3/4	10.8
-MP1 (P3)	3.68	2.14	3	37.7
-MP1 (P5)	5.6	3.42	5	52.8

CARICHI ELETTRICI ELECTRIC LOADS CHARGE CARGAS ELECTRICAS	TAEevo Tech 161			
	FLA	P_{MAX}		I_{LR}
	(A)	(KW)	(HP) UL508A-Tab.:50.1	(A)
-MC1	31.2	20.3	25	173
-MF1	1.57	1.05	3/4	10.8
-MF2	1.57	1.05	3/4	10.8
-MP1 (P3)	3.68	2.14	3	37.7
-MP1 (P5)	5.6	3.42	5	52.8

REV. INDEX BAP.	DATA-DATE DATE-DATUM FECHA-ДАТА	MODIFICA-MODIFICATION-MODIFICATION ANDERUNG-MODIFICACION-ИЗМЕНЕНИЕ	FIRMA-SIGNATURE SIGNATURE UNTERSCHRIFT FIRMA-ПОДПИСЬ

M.T.A. S.p.A. PADOVA-ITALY

IMPIANTO-SYSTEM-INSTALLATION-ANLAGE-EQUIPO-СИСТЕМА

TAEevo TECH 031÷161 IC208CX

460/3/60 - R410A - P3/P5 - UL

DISEGNO-DRAWING-FIGURE-ZEICHNUNG-FIGURATION-ЧЕРТЁЖ: REE0451

REV. INDEX-BAP.: B

DATI ELETTRICI
ELECTRICAL DATA
DONNES ELECTRIQUES
-
DATOS ELECTRICOS
-

DISEGNATORE-DRAFTSMAN DESSINATEUR-ZEICHNER DISENADOR-ЧЕРТИЛ: S. Bazzan

VISTO DA-VIEW FROM-VUE DE ANSICHT AUS-VISTO DE ПРОВЕРИЛ: M. Martin

DATA-DATE-DATE DATUM-FECHA-ДАТА: 18/11/2015

FOGLIO-SHEET-PAPIER BLATT-FOLIO-ЛИСТ: 2 / 21

Disegno di proprieta' della M.T.A. S.p.A. che si riserva i diritti sancili dalla legge - Drawing property of M.T.A S.p.A.; all legal rights reserved - Ce dessin est la propriete de M.T.A. S.p.A. Tous droits reserve - Die Zeichnung ist Eigentum der M.T.A. S.p.A. alle Rechte sind vorbehalten - Dibujo de propiedad de M.T.A. S.p.A. que se reserva los derechos establecidos por la ley - ЧЕРТЁЖ ЯВЛЯЕТСЯ СОБСТВЕННОСТЬЮ M.T.A. S.p.A. ОСТАВЛЯЮЩЕЙ ЗА СОБОЙ ЗАКОННЫЕ ПРАВА

WSI WELD SYSTEMS INTEGRATORS, INC.
RESISTANCE WELDING. SOLVED.
844-WSI-WELD | +1-216-475-5629 | www.wsiweld.com | salesteam@wsiweld.com

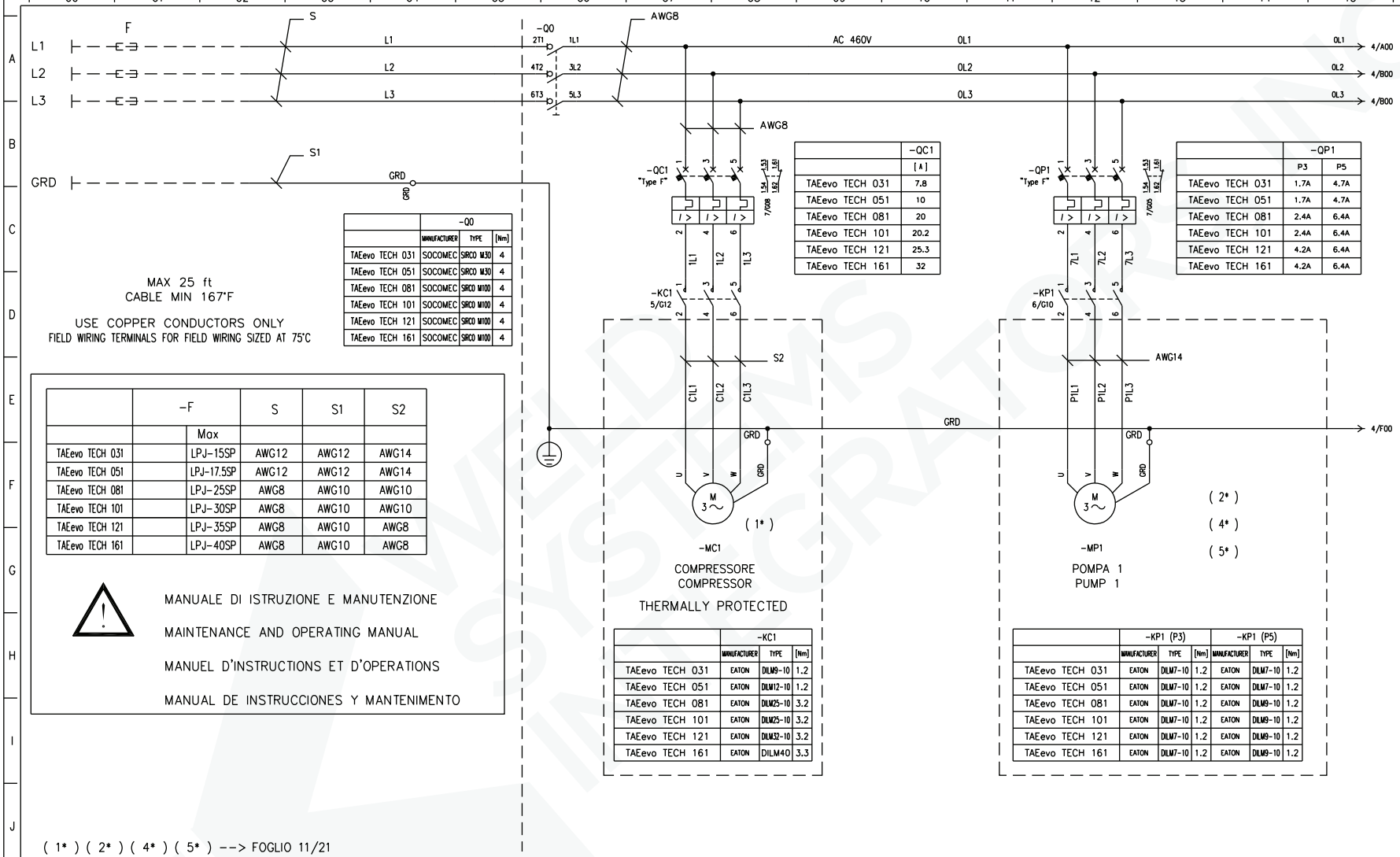

MAX 25 ft
CABLE MIN 167°F

USE COPPER CONDUCTORS ONLY
FIELD WIRING TERMINALS FOR FIELD WIRING SIZED AT 75°C

	-Q0		
	MANUFACTURER	TYPE	[Nm]
TAEevo TECH 031	SOCOMEC	SIRCO M30	4
TAEevo TECH 051	SOCOMEC	SIRCO M30	4
TAEevo TECH 081	SOCOMEC	SIRCO M100	4
TAEevo TECH 101	SOCOMEC	SIRCO M100	4
TAEevo TECH 121	SOCOMEC	SIRCO M100	4
TAEevo TECH 161	SOCOMEC	SIRCO M100	4

	-QC1
	[A]
TAEevo TECH 031	7.8
TAEevo TECH 051	10
TAEevo TECH 081	20
TAEevo TECH 101	20.2
TAEevo TECH 121	25.3
TAEevo TECH 161	32

	-QP1	
	P3	P5
TAEevo TECH 031	1.7A	4.7A
TAEevo TECH 051	1.7A	4.7A
TAEevo TECH 081	2.4A	6.4A
TAEevo TECH 101	2.4A	6.4A
TAEevo TECH 121	4.2A	6.4A
TAEevo TECH 161	4.2A	6.4A

	-F		S	S1	S2
		Max			
TAEevo TECH 031		LPJ-15SP	AWG12	AWG12	AWG14
TAEevo TECH 051		LPJ-17.5SP	AWG12	AWG12	AWG14
TAEevo TECH 081		LPJ-25SP	AWG8	AWG10	AWG10
TAEevo TECH 101		LPJ-30SP	AWG8	AWG10	AWG10
TAEevo TECH 121		LPJ-35SP	AWG8	AWG10	AWG8
TAEevo TECH 161		LPJ-40SP	AWG8	AWG10	AWG8

MANUALE DI ISTRUZIONE E MANUTENZIONE

MAINTENANCE AND OPERATING MANUAL

MANUEL D'INSTRUCTIONS ET D'OPERATIONS

MANUAL DE INSTRUCCIONES Y MANTENIMENTO

	-KC1		
	MANUFACTURER	TYPE	[Nm]
TAEevo TECH 031	EATON	DILM9-10	1.2
TAEevo TECH 051	EATON	DILM12-10	1.2
TAEevo TECH 081	EATON	DILM25-10	3.2
TAEevo TECH 101	EATON	DILM25-10	3.2
TAEevo TECH 121	EATON	DILM32-10	3.2
TAEevo TECH 161	EATON	DILM40	3.3

	-KP1 (P3)			-KP1 (P5)		
	MANUFACTURER	TYPE	[Nm]	MANUFACTURER	TYPE	[Nm]
TAEevo TECH 031	EATON	DILM7-10	1.2	EATON	DILM7-10	1.2
TAEevo TECH 051	EATON	DILM7-10	1.2	EATON	DILM7-10	1.2
TAEevo TECH 081	EATON	DILM7-10	1.2	EATON	DILM9-10	1.2
TAEevo TECH 101	EATON	DILM7-10	1.2	EATON	DILM9-10	1.2
TAEevo TECH 121	EATON	DILM7-10	1.2	EATON	DILM9-10	1.2
TAEevo TECH 161	EATON	DILM7-10	1.2	EATON	DILM9-10	1.2

REV. INDEX BAP.	DATA-DATE DATE-DATUM FECHA-ДАТА	MODIFICA-MODIFICATION-MODIFICATION ANDERUNG-MODIFICACION-ИЗМЕНЕНИЕ	FIRMA-SIGNATURE SIGNATURE UNTERSCHRIFT FIRMA-ПОДПИСЬ

M.T.A. S.p.A. PADOVA-ITALY

IMPIANTO-SYSTEM-INSTALLATION-ANLAGE-EQUIPO-СИСТЕМА
TAEvo TECH 031÷161 IC208CX
460/3/60 - R410A - P3/P5 - UL

DISEGNO-DRAWING-FIGURE-ZEICHNUNG-FIGURATION-ЧЕРТЕЖ
REE0451

REV. INDEX-BAP.
B

CIRCUITO DI POTENZA
POWER CIRCUIT
CIRCUIT DE PUISSANCE
-
CIRCUITO DE POTENCIA
-

DISEGNATORE-DRAFTSMAN DESSINATEUR-ZEICHNER DISENADOR-ЧЕРТЫЛ
S. Bazzan

DATA-DATE-DATE DATUM-FECHA-ДАТА
18/11/2015

VISTO DA-VIEW FROM-VUE DE ANSICHT AUS-VISTO DE ПРОВЕРЫЛ
M. Martin

FOGLIO-SHEET-PAPIER BLATT- FOLIO- ЛИСТ
3 / 21

Disegno di proprieta' della M.T.A. S.p.A. che si riserva i diritti sancili dalla legge - Drawing property of M.T.A S.p.A.; all legal rights reserved - Ce dessin est la propriete de M.T.A. S.p.A. Tous droits reserve - Die Zeichnung ist Eigentum der M.T.A. S.p.A. alle Rechte sind vorbehalten - Dibujo de propiedad de M.T.A. S.p.A. que se reserva los derechos establecidos por la ley - ЧЕРТЕЖ ЯВЛЯЕТСЯ СОБСТВЕННОСТЬЮ M.T.A. S.p.A. ОСТАЛЬНЫЕ ПРАВА ОГРАНИЧЕНЫ ЗАКОНОДАТЕЛЬСТВОМ ПРАВА.

WSI WELD SYSTEMS INTEGRATORS, INC.
RESISTANCE WELDING. SOLVED.
844-WSI-WELD | +1-216-475-5629 | www.wsiweld.com | salesteam@wsiweld.com

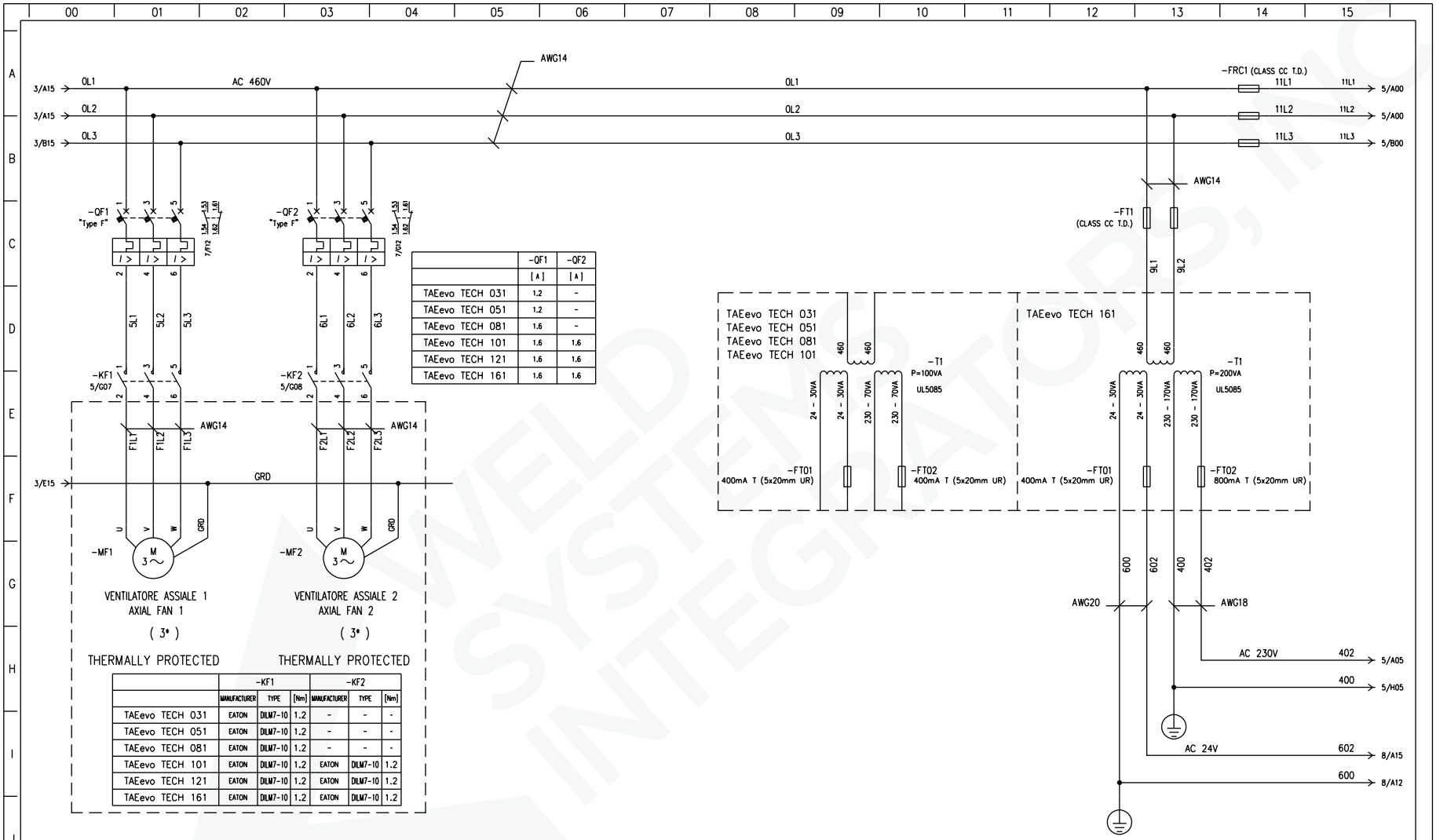

	-QF1	-QF2
	[A]	[A]
TAEvo TECH 031	1.2	-
TAEvo TECH 051	1.2	-
TAEvo TECH 081	1.6	-
TAEvo TECH 101	1.6	1.6
TAEvo TECH 121	1.6	1.6
TAEvo TECH 161	1.6	1.6

	-KF1			-KF2		
	MANUFACTURER	TYPE	[Nm]	MANUFACTURER	TYPE	[Nm]
TAEvo TECH 031	EATON	DILM7-10	1.2	-	-	-
TAEvo TECH 051	EATON	DILM7-10	1.2	-	-	-
TAEvo TECH 081	EATON	DILM7-10	1.2	-	-	-
TAEvo TECH 101	EATON	DILM7-10	1.2	EATON	DILM7-10	1.2
TAEvo TECH 121	EATON	DILM7-10	1.2	EATON	DILM7-10	1.2
TAEvo TECH 161	EATON	DILM7-10	1.2	EATON	DILM7-10	1.2

REV. INDEX BAP.	DATA-DATE DATE-DATUM FECHA-ДАТА	MODIFICA-MODIFICATION-MODIFICATION ANDERUNG-MODIFICACION-ИЗМЕНЕНИЕ	FIRMA-SIGNATURE SIGNATURE UNTERSCHRIFT FIRMA-ПОДПИСЬ

M.T.A. S.p.A. PADOVA-ITALY

IMPIANTO-SYSTEM-INSTALLATION-ANLAGE-EQUIPO-СИСТЕМА
TAEvo TECH 031÷161 IC208CX
460/3/60 - R410A - P3/P5 - UL

DISEGNO-DRAWING-FIGURE-ZEICHNUNG-FIGURATION-ЧЕРТЁЖ
REE0451

REV. INDEX-BAP.
B

CIRCUITO DI COMANDO
CONTROL CIRCUIT
CIRCUIT DE COMMANDE
-
CIRCUITO DE CONTROL
-

DISEGNATORE-DRAFTSMAN DESSINATEUR-ZEICHNER DISENADOR-ЧЕРТИЛ
S. Bazzan

VISTO DA-VIEW FROM-VUE DE ANSICHT AUS-VISTO DE ПРОВЕРИЛ
M. Martin

DATA-DATE-DATE DATUM-FECHA-ДАТА
18/11/2015

FOGLIO-SHEET-PAPIER BLATT- FOLIO- ЛИСТ
4 / 21

Disegno di proprieta' della M.T.A. S.p.A. che si riserva i diritti sancili dalla legge - Drawing property of M.T.A S.p.A.; all legal rights reserved - Ce dessin est la propriete de M.T.A. S.p.A. Tous droits reserve - Die Zeichnung ist Eigentum der M.T.A. S.p.A. alle Rechte sind vorbehalten - Dibujo de propiedad de M.T.A. S.p.A. que se reserva los derechos establecidos por la ley - ЧЕРТЕЖ ЯВЛЯЕТСЯ СОБСТВЕННОСТЬЮ M.T.A. S.p.A. ОСТАВЛЯЮЩЕЙ ЗА СОБОЙ ЗАКОНОДАТЕЛЬНОЕ ПРАВО.

WSI WELD SYSTEMS INTEGRATORS, INC.
RESISTANCE WELDING. SOLVED.
844-WSI-WELD | +1-216-475-5629 | www.wsiweld.com | salesteam@wsiweld.com

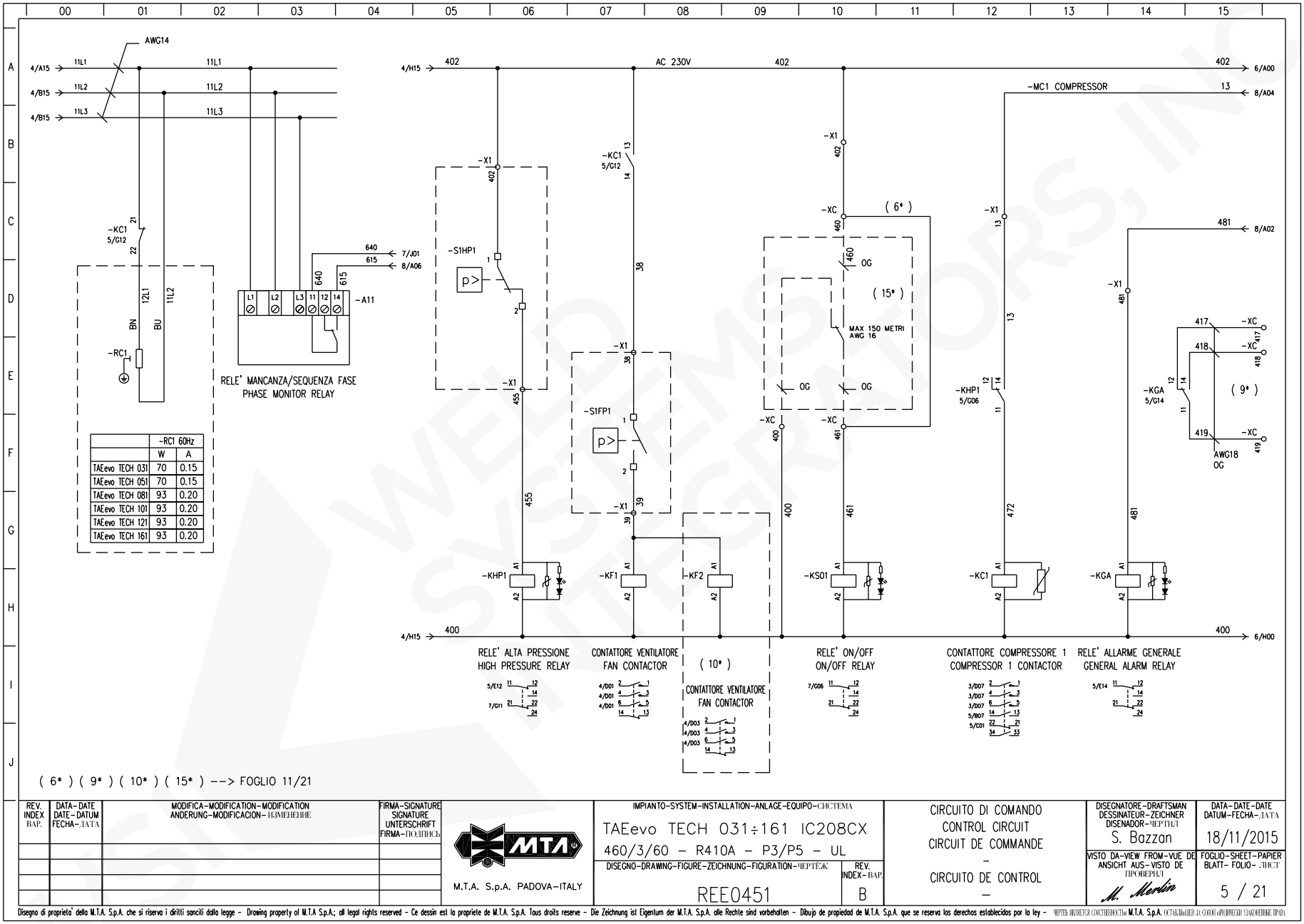

WSI WELD SYSTEMS INTEGRATORS, INC.
RESISTANCE WELDING. SOLVED.
844-WSI-WELD | +1-216-475-5629 | www.wsiweld.com | salesteam@wsiweld.com

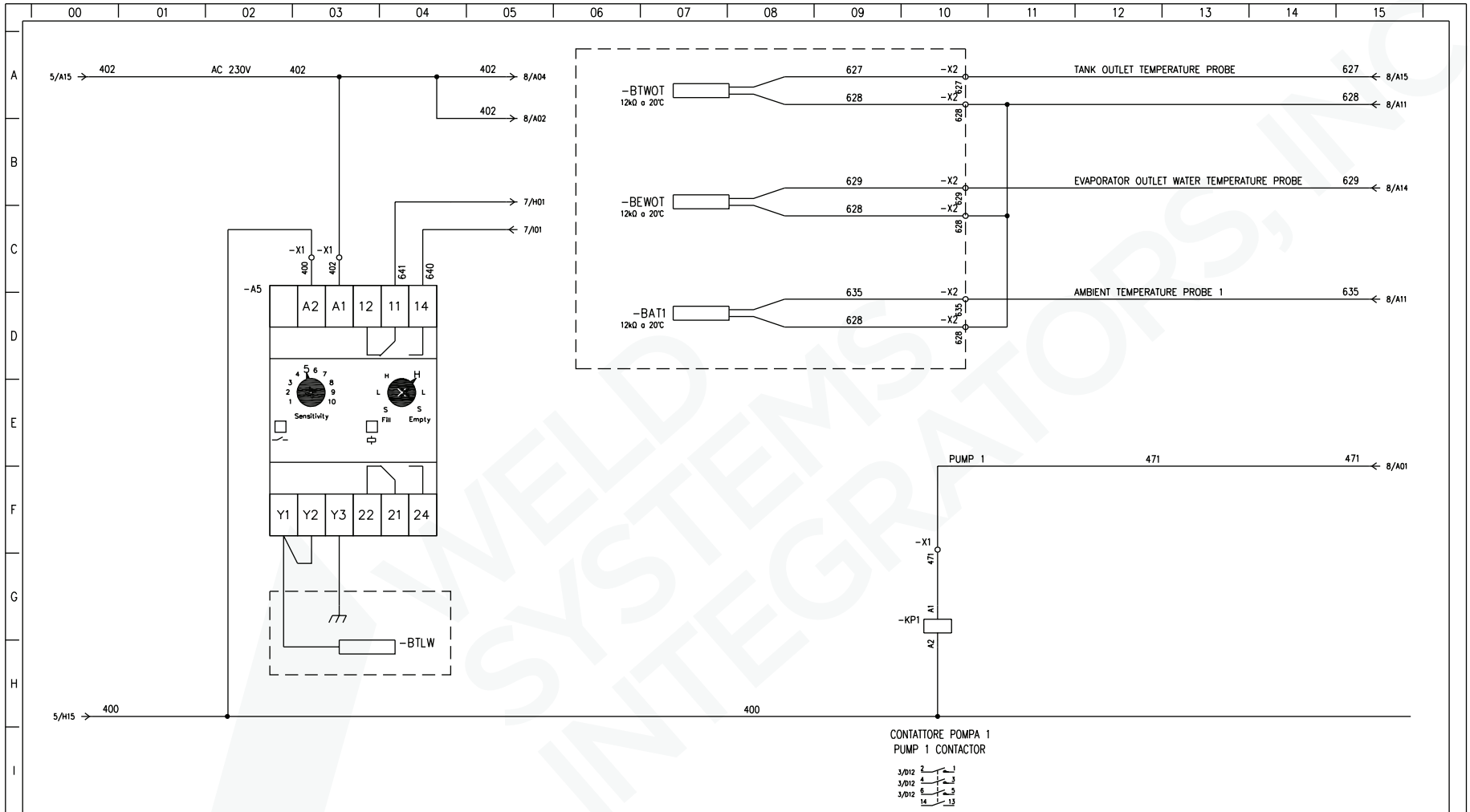

REV. INDEX BAP.	DATA-DATE DATE-DATUM FECHA-ДАТА	MODIFICA-MODIFICATION-MODIFICATION ANDERUNG-MODIFICACION-ИЗМЕНЕНИЕ	FIRMA-SIGNATURE SIGNATURE UNTERSCHRIFT FIRMA-ПОДПИСЬ

M.T.A. S.p.A. PADOVA-ITALY

IMPIANTO-SYSTEM-INSTALLATION-ANLAGE-EQUIPO-СИСТЕМА

TAEevo TECH 031÷161 IC208CX
460/3/60 – R410A – P3/P5 – UL

DISEGNO-DRAWING-FIGURE-ZEICHNUNG-FIGURATION-ЧЕРТЕЖ: REE0451

REV. INDEX-BAP.: B

CIRCUITO DI COMANDO
CONTROL CIRCUIT
CIRCUIT DE COMMANDE
–
CIRCUITO DE CONTROL
–

DISEGNATORE-DRAFTSMAN DESSINATEUR-ZEICHNER DISENADOR-ЧЕРТИЛ: S. Bazzan

DATA-DATE-DATE DATUM-FECHA-ДАТА: 18/11/2015

VISTO DA-VIEW FROM-VUE DE ANSICHT AUS-VISTO DE ПРОВЕРИЛ: M. Martin

FOGLIO-SHEET-PAPIER BLATT-FOLIO-ЛИСТ: 6 / 21

Disegno di proprieta' della M.T.A. S.p.A. che si riserva i diritti sancili dalla legge – Drawing property of M.T.A S.p.A.; all legal rights reserved – Ce dessin est la propriete de M.T.A. S.p.A. Tous droits reserve – Die Zeichnung ist Eigentum der M.T.A. S.p.A. alle Rechte sind vorbehalten – Dibujo de propiedad de M.T.A. S.p.A. que se reserva los derechos establecidos por la ley – ЧЕРТЕЖ ЯВЛЯЕТСЯ СОБСТВЕННОСТЬЮ M.T.A. S.p.A. ОСТАВЛЯЮТСЯ ЗА СОБОЙ ЗАКОНОДАТЕЛЬСТВОМ ПРАВА.

WSI WELD SYSTEMS INTEGRATORS, INC.
RESISTANCE WELDING. SOLVED.
844-WSI-WELD | +1-216-475-5629 | www.wsiweld.com | salesteam@wsiweld.com

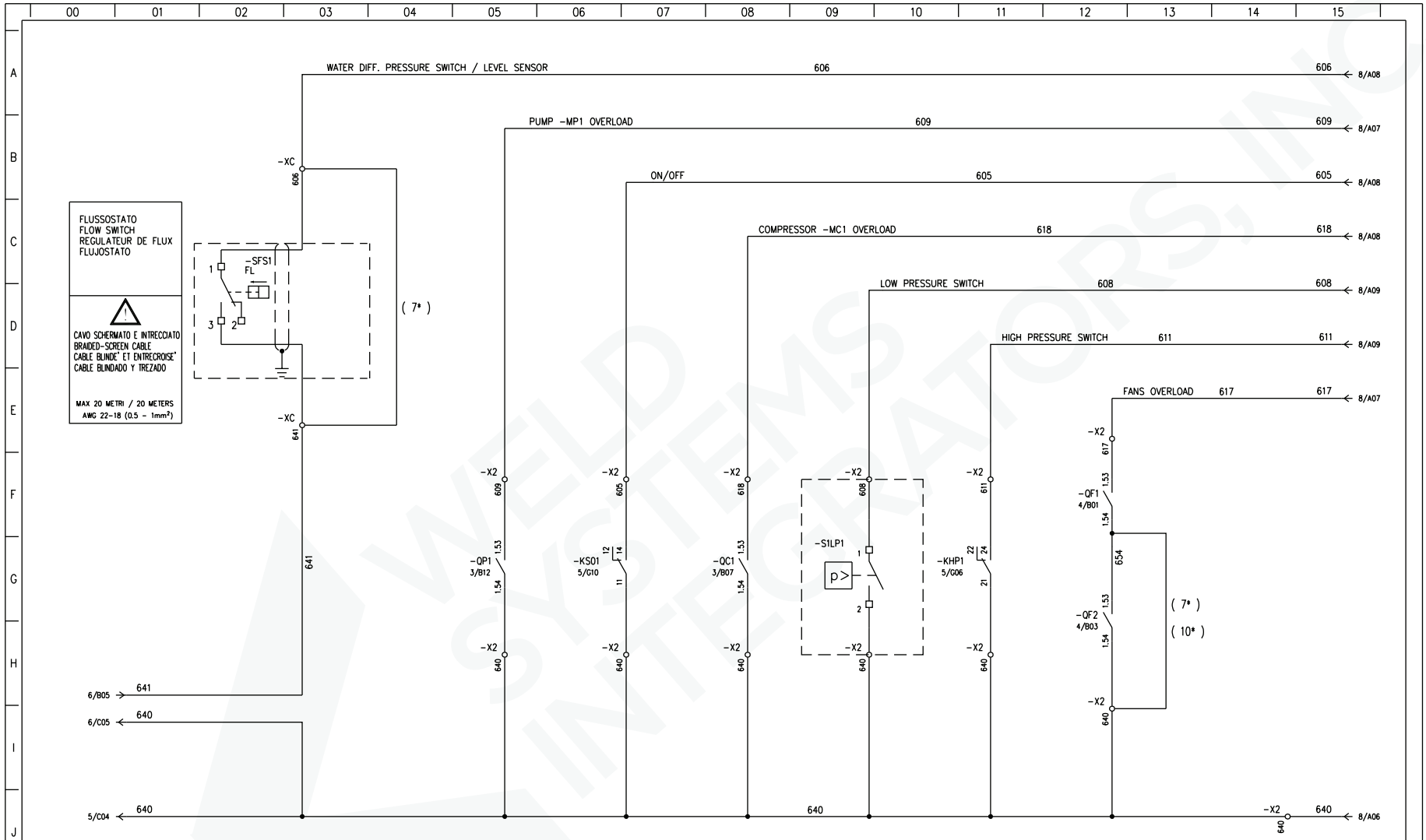

REV. INDEX BAP.	DATA-DATE DATE-DATUM FECHA-ДАТА	MODIFICA-MODIFICATION-MODIFICATION ANDERUNG-MODIFICACION-ИЗМЕНЕНИЕ	FIRMA-SIGNATURE SIGNATURE UNTERSCHRIFT FIRMA-ПОДПИСЬ

M.T.A. S.p.A. PADOVA-ITALY

IMPIANTO-SYSTEM-INSTALLATION-ANLAGE-EQUIPO-СИСТЕМА
TAEevo TECH 031÷161 IC208CX
460/3/60 - R410A - P3/P5 - UL

DISEGNO-DRAWING-FIGURE-ZEICHNUNG-FIGURATION-ЧЕРТЕЖ: REE0451
REV. INDEX-BAP.: B

CIRCUITO DI COMANDO
CONTROL CIRCUIT
CIRCUIT DE COMMANDE
-
CIRCUITO DE CONTROL
-

DISEGNATORE-DRAFTSMAN DESSINATEUR-ZEICHNER DISENADOR-ЧЕРТИЛ: S. Bazzan
VISTO DA-VIEW FROM-VUE DE ANSICHT AUS-VISTO DE ПРОВЕРИЛ: M. Martin

DATA-DATE-DATE DATUM-FECHA-ДАТА: 18/11/2015
FOGLIO-SHEET-PAPIER BLATT- FOLIO- ЛИСТ: 7 / 21

Disegno di proprieta' della M.T.A. S.p.A. che si riserva i diritti sancili dalla legge - Drawing property of M.T.A S.p.A.; all legal rights reserved - Ce dessin est la propriete de M.T.A. S.p.A. Tous droits reserve - Die Zeichnung ist Eigentum der M.T.A. S.p.A. alle Rechte sind vorbehalten - Dibujo de propiedad de M.T.A. S.p.A. que se reserva los derechos establecidos por la ley - ЧЕРТЕЖ ЯВЛЯЕТСЯ СОБСТВЕННОСТЬЮ M.T.A. S.p.A. ОСТАВЛЯЮТСЯ ЗА СОБОЙ ЗАКОНОДАТЕЛЬСТВОМ ПРАВА.

WSI WELD SYSTEMS INTEGRATORS, INC.
RESISTANCE WELDING. SOLVED.
844-WSI-WELD | +1-216-475-5629 | www.wsiweld.com | salesteam@wsiweld.com

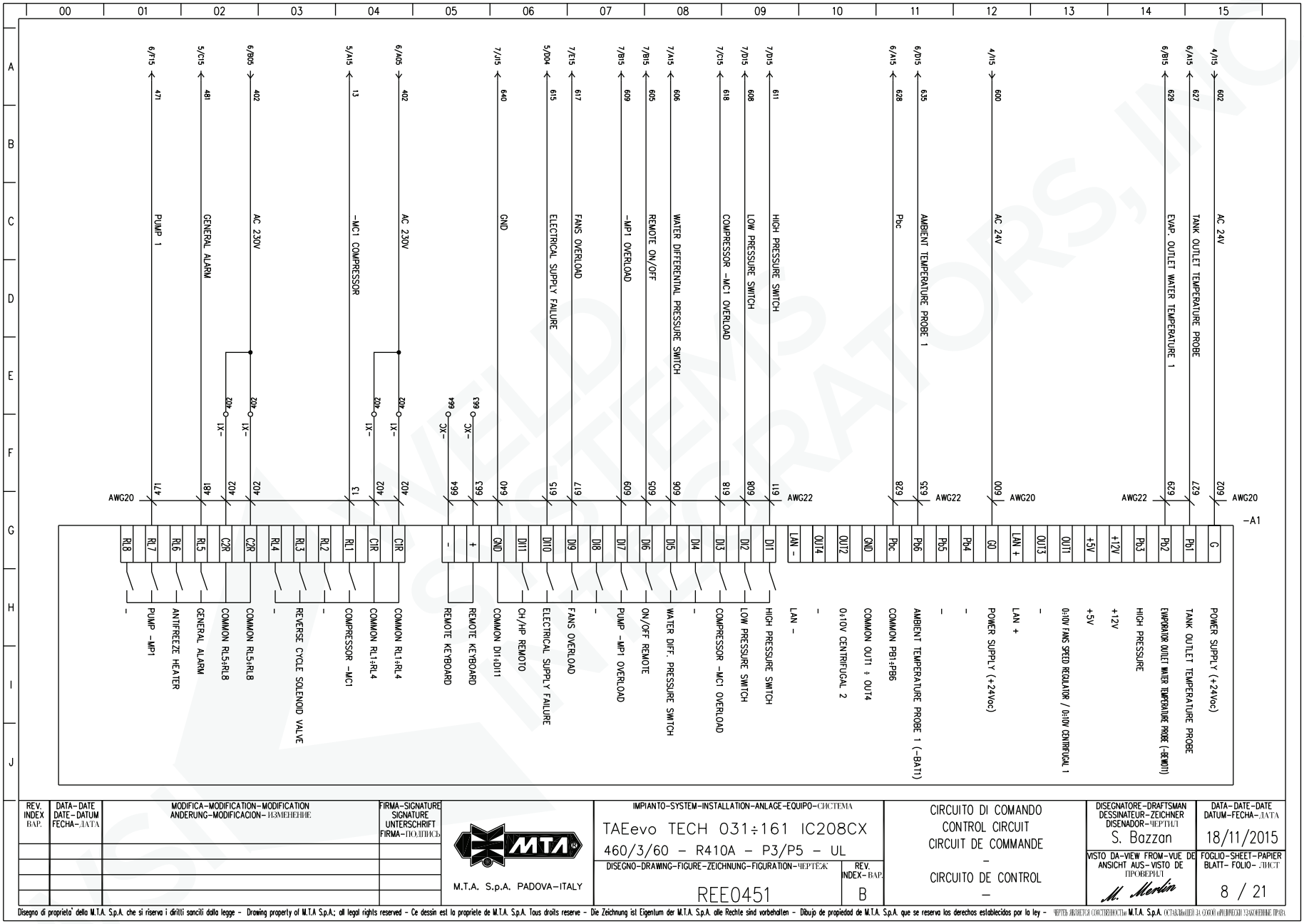

WSI WELD SYSTEMS INTEGRATORS, INC.
RESISTANCE WELDING. SOLVED.
844-WSI-WELD | +1-216-475-5629 | www.wsiweld.com | salesteam@wsiweld.com

-X1

Sezione mm²	Identif. Conduttore / Single Conductor	Posizione / Ubicación	Origine / Origin	Liv. dist. - Noise	Tipo - Type	Schermo - Shield	Ponti - Junction	Morsetti / Terminal Blocks	Destinazione / Destination
AWG18	13	5/C12	-KHP1:14					13	
AWG18	38	5/E07	-KC1:14					38	
AWG18	39	5/G07	-KF2:A1/..					39	-KP1:A2/..
AWG18	400	6/C03	-A5					400	
AWG18	402	5/B10	-KC1:13/..				1	402	
AWG18	402	5/B06	-KC1:13/..				1	402	
AWG18	402	6/C03	-A5				1	402	-KC1:13/..
AWG18	402	8/F02	-KC1:13/..				1	402	
AWG18	402	8/F02	-KC1:13/..				1	402	
AWG18	402	8/F04	-KC1:13/..				1	402	
AWG18	402	8/F04	-KC1:13/..				1	402	
AWG18	455	5/E06	-KHP1:A1					455	
AWG18	470	6/F12	-KRA1:A1					470	
AWG18	471	6/F10	-KP1:A1					471	
AWG18	481	5/D14	-KGA:A1					481	

-X2

Sezione mm²	Identif. Conduttore / Single Conductor	Posizione / Ubicación	Origine / Origin	Liv. dist. - Noise	Tipo - Type	Schermo - Shield	Ponti - Junction	Morsetti / Terminal Blocks	Destinazione / Destination
AWG18	605	7/F07	-KS01:14					605	
AWG18	608	7/F09						608	
AWG18	609	7/F05	-QP1:13					609	
AWG18	611	7/F11	-KHP1:24					611	
AWG18	617	7/E12	-QF1:13					617	
AWG18	618	7/F08	-QC1:13					618	
AWG18	627	6/A10	-BTWOT					627	
AWG18	628	6/A10	-BTWOT				1	628	
AWG18	628	6/C10	-BEWOT				1	628	
AWG18	628	6/D10	-BEWOT				1	628	
AWG18	629	6/B10	-BEWOT					629	
AWG18	635	6/D10	-BAT1					635	
AWG18	640	7/H05	-QP1:14				2	640	-A5
AWG18	640	7/H07	-KS01:11				2	640	-A5
AWG18	640	7/H08	-QC1:14				2	640	-A5
AWG18	640	7/H09	-A5				2	640	
AWG18	640	7/H11	-KHP1:21				2	640	-A5
AWG18	640	7/I12	-QF2:14				2	640	-A5
AWG18	640	7/J14	-A5				2	640	

-XC

Sezione mm²	Identif. Conduttore / Single Conductor	Posizione / Ubicación	Origine / Origin	Liv. dist. - Noise	Tipo - Type	Schermo - Shield	Ponti - Junction	Morsetti / Terminal Blocks	Destinazione / Destination
AWG18	400	5/F09	-KRA1:A2/..					400	
AWG18	417	5/D16	-KGA:12					417	
AWG18	418	5/E16	-KGA:13					418	
AWG18	419	5/F16	-KGA:11					419	
AWG18	460	5/C10						460	
AWG18	461	5/F10	-KS01:A1					461	
AWG18	606	7/B03						606	
AWG18	641	7/E03	-A5					641	
AWG22	663	8/F05						663	
AWG22	664	8/F05						664	

CONDUTTORI / CONDUCTORS

N.Cavo / Nr.Cable — Formazione / Formation — Descrizione / Description — Lungh. / Length

MORSETTIERA — Quadro -X1 / -X2 / -XC — MORSETTIERA

DESCRIZIONE / DESCRIPTION

REV. INDEX BAP.	DATA-DATE DATE-DATUM FECHA-ДАТА	MODIFICA-MODIFICATION-MODIFICATION ANDERUNG-MODIFICACION-ИЗМЕНЕНИЕ	FIRMA-SIGNATURE SIGNATURE UNTERSCHRIFT FIRMA-ПОДПИСЬ

M.T.A. S.p.A. PADOVA-ITALY

IMPIANTO-SYSTEM-INSTALLATION-ANLAGE-EQUIPO-СИСТЕМА: TAEevo TECH 031÷161 IC208CX 460/3/60 - R410A - P3/P5 - UL

DISEGNO-DRAWING-FIGURE-ZEICHNUNG-FIGURATION-ЧЕРТЕЖ: REE0451

REV. INDEX-BAP.: B

MORSETTIERA
TERMINAL BLOCKS
BORNIER
-
BLOCQUEO DE TERMINALES
-

DISEGNATORE-DRAFTSMAN DESSINATEUR-ZEICHNER DISENADOR-ЧЕРТИЛ: S. Bazzan

VISTO DA-VIEW FROM-VUE DE ANSICHT AUS-VISTO DE ПРОВЕРИЛ: M. Martin

DATA-DATE-DATE DATUM-FECHA-ДАТА: 18/11/2015

FOGLIO-SHEET-PAPIER BLATT- FOLIO- ЛИСТ: 9 / 21

Disegno di proprieta' della M.T.A. S.p.A. che si riserva i diritti sancili dalla legge - Drawing property of M.T.A S.p.A.; all legal rights reserved - Ce dessin est la propriete de M.T.A. S.p.A. Tous droits reserve - Die Zeichnung ist Eigentum der M.T.A. S.p.A. alle Rechte sind vorbehalten - Dibujo de propiedad de M.T.A. S.p.A. que se reserva los derechos establecidos por la ley - ЧЕРТЕЖ ЯВЛЯЕТСЯ СОБСТВЕННОСТЬЮ M.T.A. S.p.A. ОСТАВЛЯЮЩЕЙ ЗА СОБОЙ ЗАКОНОДАТЕЛЬНЫЕ ПРАВА

WSI WELD SYSTEMS INTEGRATORS, INC.
RESISTANCE WELDING. SOLVED.
844-WSI-WELD | +1-216-475-5629 | www.wsiweld.com | salesteam@wsiweld.com

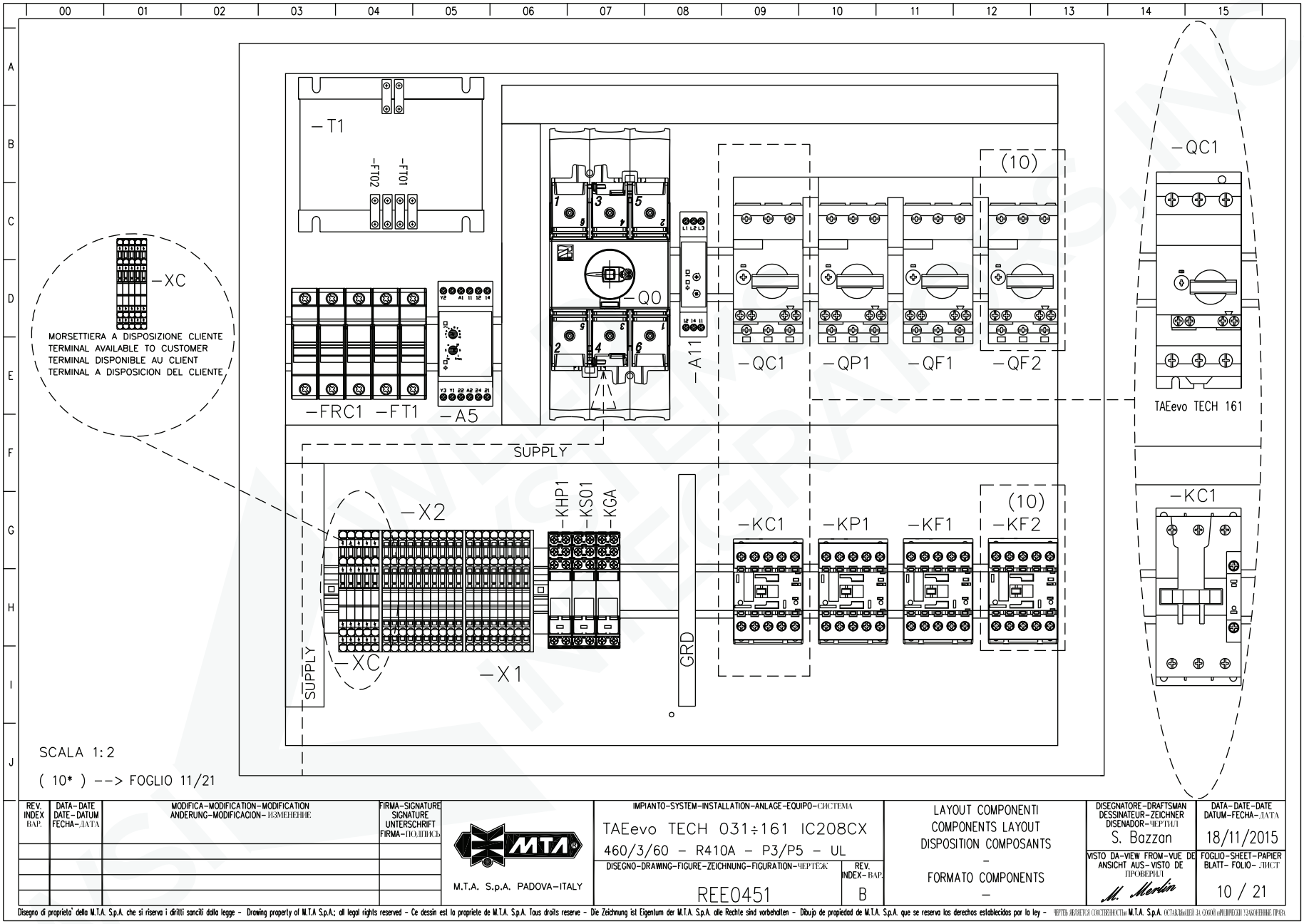

REV. INDEX BAP.	DATA-DATE DATE-DATUM FECHA-ДАТА	MODIFICA-MODIFICATION-MODIFICATION ANDERUNG-MODIFICACION-ИЗМЕНЕНИЕ	FIRMA-SIGNATURE SIGNATURE UNTERSCHRIFT FIRMA-ПОДПИСЬ

M.T.A. S.p.A. PADOVA-ITALY

IMPIANTO-SYSTEM-INSTALLATION-ANLAGE-EQUIPO-СИСТЕМА
TAEvo TECH 031÷161 IC208CX
460/3/60 - R410A - P3/P5 - UL

DISEGNO-DRAWING-FIGURE-ZEICHNUNG-FIGURATION-ЧЕРТЕЖ: REE0451
REV. INDEX-BAP.: B

LAYOUT COMPONENTI
COMPONENTS LAYOUT
DISPOSITION COMPOSANTS
-
FORMATO COMPONENTS
-

DISEGNATORE-DRAFTSMAN DESSINATEUR-ZEICHNER DISENADOR-ЧЕРТИЛ: S. Bazzan
DATA-DATE-DATE DATUM-FECHA-ДАТА: 18/11/2015
VISTO DA-VIEW FROM-VUE DE ANSICHT AUS-VISTO DE ПРОВЕРИЛ: M. Martin
FOGLIO-SHEET-PAPIER BLATT- FOLIO- ЛИСТ: 10 / 21

Disegno di proprieta' della M.T.A. S.p.A. che si riserva i diritti sancili dalla legge - Drawing property of M.T.A S.p.A.; all legal rights reserved - Ce dessin est la propriete de M.T.A. S.p.A. Tous droits reserve - Die Zeichnung ist Eigentum der M.T.A. S.p.A. alle Rechte sind vorbehalten - Dibujo de propiedad de M.T.A. S.p.A. que se reserva los derechos establecidos por la ley - ЧЕРТЕЖ ЯВЛЯЕТСЯ СОБСТВЕННОСТЬЮ M.T.A. S.p.A. ОСТАВЛЯЮТСЯ ЗА СОБОЙ ВСЕ ПРАВА ЗАКОНОДАТЕЛЬСТВА

WSI WELD SYSTEMS INTEGRATORS, INC.
RESISTANCE WELDING. SOLVED.
844-WSI-WELD | +1-216-475-5629 | www.wsiweld.com | salesteam@wsiweld.com

(1*) FOGLIO 3/21	PROTEZIONE SOVRACCARICO INTERNA INTERNAL OVERLOAD PROTECTION PROTECTION DE SURCARGE INTERIEUR SISTEMA DE PROTECCION DE SOBRECARGA
(2*) FOGLIO 3/21	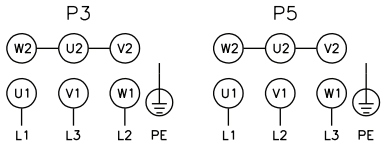 COLLEGAMENTO A STELLA STAR CONNECTION COMMUTATION ETOILE CONEXION ESTREILA
(3*) FOGLIO 4/21	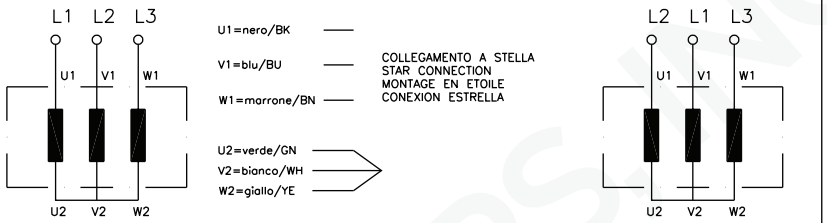 TAEevo TECH 031–051 TAEevo TECH 081÷161
(5*) FOGLIO 3/21	**TAEevo TECH 031–051** INSTALLAZIONE POMPA E CAVO A CURA CLIENTE: POTENZA MAX MOTORE 3/4HP – Max FLA 1.6A – SECONDO TABELLA 50.1 DI UL508A DIMENSIONAMENTO CONFORME AL NATIONAL ELECTRICAL CODE,NFPA70 PUMP AND CABLE TO BE INSTALLED BY THE CUSTOMER: MOTOR POWER Max 3/4HP – Max FLA 1.6A IN ACCORDANCE WITH TAB. 50.1 OF UL508A. SIZE COMPLIANT WITH NATIONAL ELECTRICAL CODE, NFPA70. INSTALLATION POMPE ET CABLE AUX SOINS DU CLIENT: PUISSANCE MOTEUR Max 3/4HP – Max FLA 1.6 A SELON TAB. 50.1 DE UL508A. DIMENSIONNEMENT CONFORME AU CODE ELECTRIQUE NATIONAL, NFPA70. INSTALACIONE BOMBA Y CABLE A CARGO DEL CLIENTE: POTENCIA DEL MOTOR Máx 3/4HP – Máx FLA 1.6A SEGUN TAB. 50.1 DE UL508A. DIMENSIONAMIENTO CONFORME CON EL " NATIONAL ELECTRICAL CODE, NFPA70". **TAEevo TECH 081–101** INSTALLAZIONE POMPA E CAVO A CURA CLIENTE: POTENZA MAX MOTORE 1–1/2HP – Max FLA 3.0A – SECONDO TABELLA 50.1 DI UL508A DIMENSIONAMENTO CONFORME AL NATIONAL ELECTRICAL CODE,NFPA70 PUMP AND CABLE TO BE INSTALLED BY THE CUSTOMER: MOTOR POWER Max 1–1/2HP – Max FLA 3.0A IN ACCORDANCE WITH TAB. 50.1 OF UL508A. SIZE COMPLIANT WITH NATIONAL ELECTRICAL CODE, NFPA70. INSTALLATION POMPE ET CABLE AUX SOINS DU CLIENT: PUISSANCE MOTEUR Max 1–1/2HP – Max FLA 3.0A SELON TAB. 50.1 DE UL508A. DIMENSIONNEMENT CONFORME AU CODE ELECTRIQUE NATIONAL, NFPA70. INSTALACIONE BOMBA Y CABLE A CARGO DEL CLIENTE: POTENCIA DEL MOTOR Máx 1–1/2HP – Max FLA 3.0A SEGUN TAB. 50.1 DE UL508A. DIMENSIONAMIENTO CONFORME CON EL " NATIONAL ELECTRICAL CODE, NFPA70". **TAEevo TECH 121–161** INSTALLAZIONE POMPA E CAVO A CURA CLIENTE: POTENZA MAX MOTORE 3HP – Max FLA 4.8A – SECONDO TABELLA 50.1 DI UL508A DIMENSIONAMENTO CONFORME AL NATIONAL ELECTRICAL CODE,NFPA70 PUMP AND CABLE TO BE INSTALLED BY THE CUSTOMER: MOTOR POWER Max 3HP – Max FLA 4.8A IN ACCORDANCE WITH TAB. 50.1 OF UL508A. SIZE COMPLIANT WITH NATIONAL ELECTRICAL CODE, NFPA70. INSTALLATION POMPE ET CABLE AUX SOINS DU CLIENT: PUISSANCE MOTEUR Max 3HP – Max FLA 4.8A SELON TAB. 50.1 DE UL508A. DIMENSIONNEMENT CONFORME AU CODE ELECTRIQUE NATIONAL, NFPA70. INSTALACIONE BOMBA Y CABLE A CARGO DEL CLIENTE: POTENCIA DEL MOTOR Máx 3HP – Máx FLA 4.8A SEGUN TAB. 50.1 DE UL508A. DIMENSIONAMIENTO CONFORME CON EL " NATIONAL ELECTRICAL CODE, NFPA70".
(4*) FOGLIO 3/21 FOGLIO 4/21	SOLO PER MODELLI CON POMPA ONLY FOR PUMP MODELS SEULEMENT POUR MODELES DE POMPE SOLAMENTE PARA MODELOS DE BOMBA
(6*) FOGLIO 5/21	RIMUOVERE CON COMANDO ESTERNO REMOVE BY EXTERNAL CONTROLLER ENLEVER AVEC COMMANDE EXTERNE QUITAR DEL MANDO EXTERNO
(9*) FOGLIO 5/21	RELE' ALLARME GENERALE (8A 250V~ AC1) GENERAL ALARM RELAY (8A 250V~ AC1) RELAIS D'ALARME GENERALE (8A 250V~ AC1) RELE' DE ALARMA GENERAL (8A 250V~ AC1) 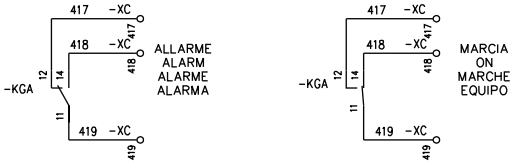
(7*) FOGLIO 7/21	PONTICELLARE SE NON UTILIZZATO BRIDGE IF NOT UTILISED ATTACHE SI ELLE N'EST PAS UTILISEE CONECTAR SI NO UTILIZADO
(10*) FOGLIO 5/21 FOGLIO 7/21 FOGLIO 10/21	SOLO PER MODELLI TAEevo TECH 101÷161 ONLY FOR MODELS TAEevo TECH 101÷161 SEULEMENT POUR LES MODELES TAEevo TECH 101÷161 SOLO PARA LOS MODELO TAEevo TECH 101÷161
(15*) FOGLIO 5/21	COMANDO ESTERNO A CURA CLIENTE EXTERNAL CONTROL BY CUSTOMER COMMANDE EXTERNE PAR LE CLIENT CONTROL EXTERNO A CARGO DEL USUARIO

REV. INDEX BAP.	DATA–DATE DATUM FECHA–ДАТА	MODIFICA–MODIFICATION–MODIFICATION ANDERUNG–MODIFICACION–ИЗМЕНЕНИЕ	FIRMA–SIGNATURE SIGNATURE UNTERSCHRIFT FIRMA–ПОДПИСЬ

M.T.A. S.p.A. PADOVA–ITALY

IMPIANTO–SYSTEM–INSTALLATION–ANLAGE–EQUIPO–СИСТЕМА
TAEevo TECH 031÷161 IC208CX
460/3/60 – R410A – P3/P5 – UL

DISEGNO–DRAWING–FIGURE–ZEICHNUNG–FIGURATION–ЧЕРТЁЖ: REE0451
REV. INDEX–BAP.: B

NOTE
NOTES
NOTES
–
NOTAS
–

DISEGNATORE–DRAFTSMAN DESSINATEUR–ZEICHNER DISENADOR–ЧЕРТИЛ: S. Bazzan
VISTO DA–VIEW FROM–VUE DE ANSICHT AUS–VISTO DE ПРОВЕРИЛ: M. Martin
DATA–DATE–DATE DATUM–FECHA–ДАТА: 18/11/2015
FOGLIO–SHEET–PAPIER BLATT– FOLIO– ЛИСТ: 11 / 21

Disegno di proprieta' della M.T.A. S.p.A. che si riserva i diritti sancili dalla legge – Drawing property of M.T.A S.p.A.; all legal rights reserved – Ce dessin est la propriete de M.T.A. S.p.A. Tous droits reserve – Die Zeichnung ist Eigentum der M.T.A. S.p.A. alle Rechte sind vorbehalten – Dibujo de propiedad de M.T.A. S.p.A. que se reserva los derechos establecidos por la ley – ЧЕРТЕЖ ЯВЛЯЕТСЯ СОБСТВЕННОСТЬЮ M.T.A. S.p.A. ОСТАВЛЯЮТСЯ ЗА СОБОЙ ЗАКОНОДАТЕЛЬНЫЕ ПРАВА

WSI WELD SYSTEMS INTEGRATORS, INC.
RESISTANCE WELDING. SOLVED.
844-WSI-WELD | +1-216-475-5629 | www.wsiweld.com | salesteam@wsiweld.com

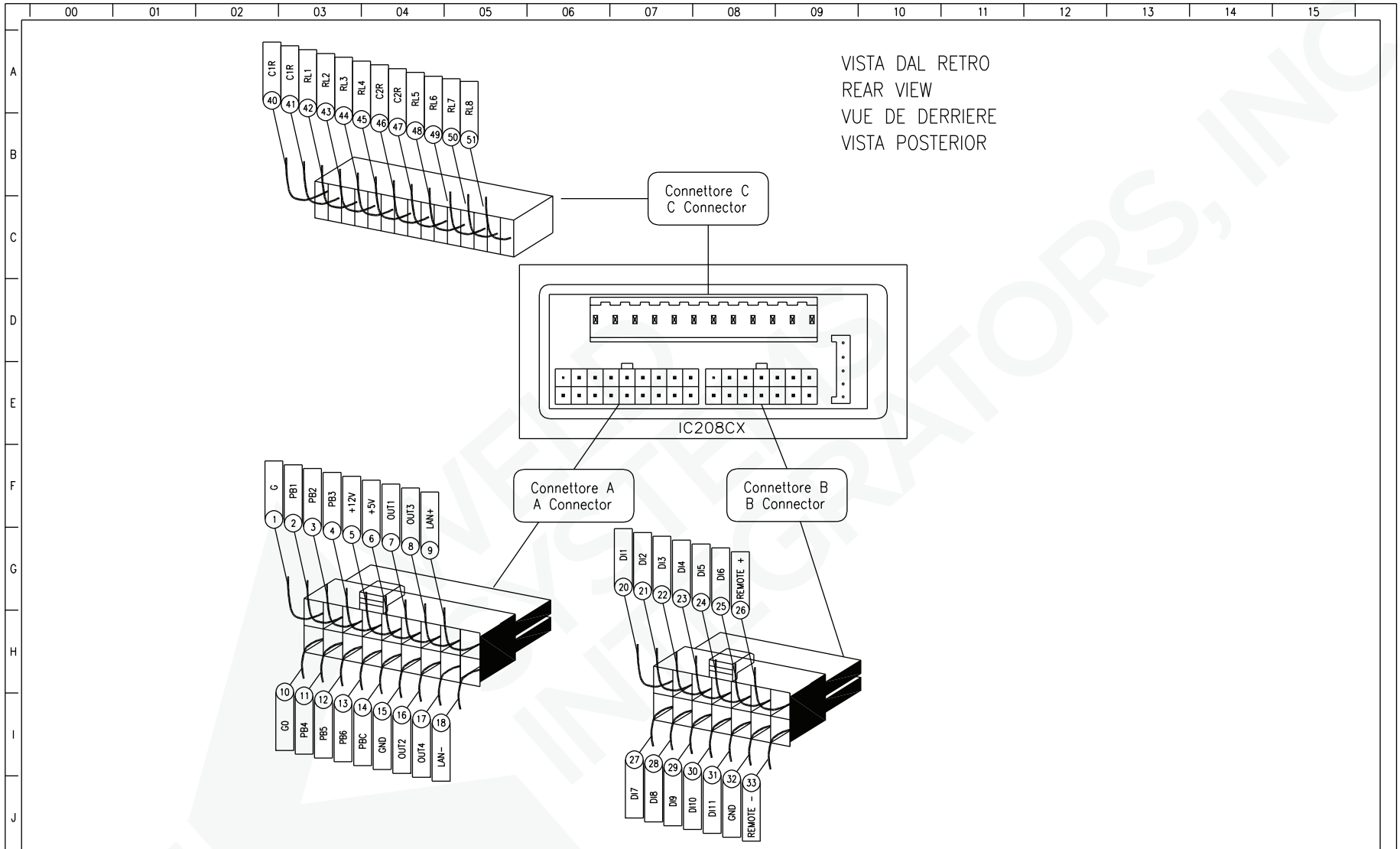

REV. INDEX BAP.	DATA-DATE DATE-DATUM FECHA-ДАТА	MODIFICA-MODIFICATION-MODIFICATION ANDERUNG-MODIFICACION-ИЗМЕНЕНИЕ	FIRMA-SIGNATURE SIGNATURE UNTERSCHRIFT FIRMA-ПОДПИСЬ

M.T.A. S.p.A. PADOVA-ITALY

IMPIANTO-SYSTEM-INSTALLATION-ANLAGE-EQUIPO-СИСТЕМА
TAEevo TECH 031÷161 IC208CX
460/3/60 – R410A – P3/P5 – UL

DISEGNO-DRAWING-FIGURE-ZEICHNUNG-FIGURATION-ЧЕРТЁЖ
REE0451

REV. INDEX-BAP.
B

PLANIMETRIA SCHEDA ELETTRONICA
ELECTRONIC PANEL PLANIMETRY
PLANIMETRIE PANNEAU ELECTRONIQUE
–
FORMATO CUADRO ELECTRONICO
–

DISEGNATORE-DRAFTSMAN DESSINATEUR-ZEICHNER DISENADOR-ЧЕРТИЛ
S. Bazzan

VISTO DA-VIEW FROM-VUE DE ANSICHT AUS-VISTO DE ПРОВЕРИЛ
M. Martin

DATA-DATE-DATE DATUM-FECHA-ДАТА
18/11/2015

FOGLIO-SHEET-PAPIER BLATT- FOLIO- ЛИСТ
12 / 21

Disegno di proprieta' della M.T.A. S.p.A. che si riserva i diritti sancili dalla legge – Drawing property of M.T.A S.p.A.; all legal rights reserved – Ce dessin est la propriete de M.T.A. S.p.A. Tous droits reserve – Die Zeichnung ist Eigentum der M.T.A. S.p.A. alle Rechte sind vorbehalten – Dibujo de propiedad de M.T.A. S.p.A. que se reserva los derechos establecidos por la ley – ЧЕРТЕЖ ЯВЛЯЕТСЯ СОБСТВЕННОСТЬЮ M.T.A. S.p.A. ОСТАВЛЯЮЩЕЙ ЗА СОБОЙ ИСКЛЮЧИТЕЛЬНОЕ ПРАВО

WSI WELD SYSTEMS INTEGRATORS, INC.
RESISTANCE WELDING. SOLVED.
844-WSI-WELD | +1-216-475-5629 | www.wsiweld.com | salesteam@wsiweld.com

SIGLA	POSIZIONE	DENOMINAZIONE
-A1	8/G15	SCHEDA ELETTRONICA
-A5	6/C02	SCHEDA LIVELLO
-A11	5/D02	PHASE MONITOR
-BAT1	6/D08	SONDA TEMPERATURA AMBIENTE
-BEWOT	6/B08	SONDA TEMPERATURA ACQUA USCITA EVAPORATORE
-BTLW	6/H02	SENSORE DI LIVELLO
-BTWOT	6/A08	SONDA TEMPERATURA ACQUA USCITA SERBATOIO
-FRC1	4/A14	FUSIBILI RESISTENZE CARTER
-FT1	4/B13	FUSIBILE TRASFORMATORE
-FT01	4/F13	FUSIBILE SCHEDA ELETTRONICA
-FT02	4/F13	FUSIBILE AUSILIARI
-KC1	5/G12	CONTATTORE COMPRESSORE
-KF1	5/G07	CONTATTORE VENTILATORE
-KF2	5/G08	CONTATTORE VENTILATORE
-KGA	5/G14	RELE' ALLARME GENERALE
-KHP1	5/G06	RELE' ALTA PRESSIONE
-KP1	6/G10	CONTATTORE POMPA 1
-KS01	5/G10	RELE' ON/OFF
-MC1	3/F07	COMPRESSORE
-MF1	4/F01	VENTILATORE
-MF2	4/F03	VENTILATORE
-MP1	3/F12	POMPA 1
-Q0	3/A05	INTERRUTTORE GENERALE
-QC1	3/B07	INTERRUTTORE AUTOMATICO COMPRESSORE
-QF1	4/B01	INTERRUTTORE AUTOMATICO VENTILATORI
-QF2	4/B03	INTERRUTTORE AUTOMATICO VENTILATORI
-QP1	3/B12	INTERRUTTORE AUTOMATICO POMPA
-RC1	5/E01	RESISTENZA CARTER
-S1FP1	5/E07	PRESSOSTATO VENTILATORE
-S1HP1	5/C06	PRESSOSTATO ALTA PRESSIONE
-S1LP1	7/F09	PRESSOSTATO BASSA PRESSIONE
-SFS1	7/C02	FLUSSOSTATO
-T1	4/D13	TRASFORMATORE
-X1		MORSETTIERA
-X2		MORSETTIERA
-XC		MORSETTIERA
GRD		MORSETTIERA DI TERRA

INITIALS	POSITION	DENOMINATION
-A1	8/G15	ELECTRONIC BOARD
-A5	6/C02	LEVEL BOARD
-A11	5/D02	PHASE MONITOR
-BAT1	6/D08	AMBIENT TEMPERATURE PROBE
-BEWOT	6/B08	EVAPORATOR OUTLET WATER TEMPERATURE PROBE
-BTLW	6/H02	LEVEL SENSOR
-BTWOT	6/A08	TANK OUTLET WATER TEMPERATURE PROBE
-FRC1	4/A14	CRANKCASE HEATERS FUSES
-FT1	4/B13	TRANSFORMER FUSE
-FT01	4/F13	CARD FUSE
-FT02	4/F13	AUXILIARY FUSE
-KC1	5/G12	COMPRESSOR CONTACTOR
-KF1	5/G07	FAN CONTACTOR
-KF2	5/G08	FAN CONTACTOR
-KGA	5/G14	GENERAL ALARM RELAY
-KHP1	5/G06	HIGH PRESSURE RELAY
-KP1	6/G10	PUMP 1 CONTACTOR
-KS01	5/G10	ON/OFF RELAY
-MC1	3/F07	COMPRESSOR
-MF1	4/F01	FAN
-MF2	4/F03	FAN
-MP1	3/F12	PUMP 1
-Q0	3/A05	MAIN SWITCH
-QC1	3/B07	COMPRESSOR CIRCUIT BREAKER
-QF1	4/B01	FANS CIRCUIT BREAKER
-QF2	4/B03	FANS CIRCUIT BREAKER
-QP1	3/B12	PUMP CIRCUIT BREAKER
-RC1	5/E01	CRANKCASE HEATER
-S1FP1	5/E07	FAN PRESSURE SWITCH
-S1HP1	5/C06	HIGH PRESSURE SWITCH
-S1LP1	7/F09	LOW PRESSURE SWITCH
-SFS1	7/C02	FLOW SWITCH
-T1	4/D13	TRANSFORMER
-X1		TERMINAL STRIP
-X2		TERMINAL STRIP
-XC		TERMINAL STRIP
GRD		EARTH TERMINAL

REV. INDEX BAP.	DATA-DATE DATE-DATUM FECHA-ДАТА	MODIFICA-MODIFICATION-MODIFICATION ANDERUNG-MODIFICACION-ИЗМЕНЕНИЕ	FIRMA-SIGNATURE SIGNATURE UNTERSCHRIFT FIRMA-ПОДПИСЬ

M.T.A. S.p.A. PADOVA-ITALY

IMPIANTO-SYSTEM-INSTALLATION-ANLAGE-EQUIPO-СИСТЕМА

TAEevo TECH 031÷161 IC208CX

460/3/60 - R410A - P3/P5 - UL

DISEGNO-DRAWING-FIGURE-ZEICHNUNG-FIGURATION-ЧЕРТЁЖ

REE0451

REV. INDEX-BAP. B

NOMENCLATURA
NOMENCLATURE
NOMENCLATURE
-
NOMENCLATURA
-

DISEGNATORE-DRAFTSMAN DESSINATEUR-ZEICHNER DISENADOR-ЧЕРТИЛ

S. Bazzan

DATA-DATE-DATE DATUM-FECHA-ДАТА

18/11/2015

VISTO DA-VIEW FROM-VUE DE ANSICHT AUS-VISTO DE ПРОВЕРИЛ

M. Martin

FOGLIO-SHEET-PAPIER BLATT- FOLIO- ЛИСТ

13 / 21

Disegno di proprieta' della M.T.A. S.p.A. che si riserva i diritti sanciti dalla legge - Drawing property of M.T.A S.p.A.; all legal rights reserved - Ce dessin est la propriete de M.T.A. S.p.A. Tous droits reserve - Die Zeichnung ist Eigentum der M.T.A. S.p.A. alle Rechte sind vorbehalten - Dibujo de propiedad de M.T.A. S.p.A. que se reserva los derechos establecidos por la ley - ЧЕРТЕЖ ЯВЛЯЕТСЯ СОБСТВЕННОСТЬЮ M.T.A. S.p.A. ОСТАВЛЫВАЕТ ЗА СОБОЙ ЗАКОНОДАТЕЛЬСТВО ПРАВА

WSI WELD SYSTEMS INTEGRATORS, INC.
RESISTANCE WELDING. SOLVED.
844-WSI-WELD | +1-216-475-5629 | www.wsiweld.com | salesteam@wsiweld.com

SIGLE	POSITION	DENOMINATION
-A1	8/G15	CARTE ELECTRONIQUE
-A5	6/C02	CARTE NIVEAU
-A11	5/D02	PHASE MONITOR
-BAT1	6/D08	SONDE TEMPERATURE AMBIANTE
-BEWOT	6/B08	SONDE TEMPERATURE SORTIE EAU EVAPORATEUR
-BTLW	6/H02	CAPTEUR NIVEAU
-BTWOT	6/A08	SONDE TEMPERATURE SORTIE EAU RESERVOIRE
-FRC1	4/A14	FUSIBLES RESISTANCE CARTER
-FT1	4/B13	FUSIBLE TRANSFORMATEUR
-FT01	4/F13	FUSIBLE CARTE ELETTRONIQUE
-FT02	4/F13	FUSIBLE AUXILIAIRE
-KC1	5/G12	CONTACTEUR COMPRESSEUR
-KF1	5/G07	CONTACTEUR VENTILATEUR
-KF2	5/G08	CONTACTEUR VENTILATEUR
-KGA	5/G14	RELAIS ALARME GENERAL
-KHP1	5/G06	RELAIS HAUTE PRESSION
-KP1	6/G10	CONTACTEUR POMPE 1
-KS01	5/G10	RELAIS ON/OFF
-MC1	3/F07	COMPRESSEUR
-MF1	4/F01	VENTILATEUR
-MF2	4/F03	VENTILATEUR
-MP1	3/F12	POMPE 1
-Q0	3/A05	INTERRUPTEUR GENERAL
-QC1	3/B07	INTERRUPTEUR AUTOMATIQUE COMPRESSEUR
-QF1	4/B01	DISJONCTEUR H.P.C. VENTILATEURS
-QF2	4/B03	DISJONCTEUR H.P.C. VENTILATEURS
-QP1	3/B12	DISJONCTEUR H.P.C. POMPE
-RC1	5/E01	RESISTANCE DE CARTER
-S1FP1	5/E07	PRESSOSTAT VENTILATEURS
-S1HP1	5/C06	PRESSOSTAT HAUTE PRESSION
-S1LP1	7/F09	PRESSOSTAT BASSE PRESSION
-SFS1	7/C02	FLUXOSTAT
-T1	4/D13	TRANSFORMATEUR
-X1		BORNIER
-X2		BORNIER
-XC		BORNIER
GRD		BORNE DE TERRE

SIGLA	POSICION	DENOMINACION
-A1	8/G15	TARJETA ELECTRONICA
-A5	6/C02	TARJETA NIVEL
-A11	5/D02	PHASE MONITOR
-BAT1	6/D08	SONDA TEMPERATURA AMBIENTAL
-BEWOT	6/B08	SONDA TEMPERATURA SALIDA AGUA EVAPORADOR
-BTLW	6/H02	SENSOR DE NIVEL
-BTWOT	6/A08	SONDA TEMPERATURA SALIDA AGUA TANQUE
-FRC1	4/A14	FUSE RESISTENCIAS CARTER
-FT1	4/B13	FUSIBLE TRANSFORMADOR
-FT01	4/F13	FUSIBLE DE TARJETA ELECTRONICA
-FT02	4/F13	FUSIBLE AUXILIARIO
-KC1	5/G12	CONTACTOR COMPRESOR
-KF1	5/G07	CONTACTOR VENTILADOR
-KF2	5/G08	CONTACTOR VENTILADOR
-KGA	5/G14	RELE' ALARMA GENERAL
-KHP1	5/G06	RELE' DE ALTA PRESION
-KP1	6/G10	CONTACTOR BOMBA 1
-KS01	5/G10	RELE' ON/OFF
-MC1	3/F07	COMPRESOR
-MF1	4/F01	VENTILADOR
-MF2	4/F03	VENTILADOR
-MP1	3/F12	BOMBA 1
-Q0	3/A05	INTERRUPTOR GENERAL
-QC1	3/B07	INTERRUPTOR AUTOMATICO COMPRESOR
-QF1	4/B01	INTERRUPTOR AUTOMATICO VENTILADORES
-QF2	4/B03	INTERRUPTOR AUTOMATICO VENTILADORES
-QP1	3/B12	INTERRUPTOR AUTOMATICO BOMBA
-RC1	5/E01	CALENTADOR DEL CARTER
-S1FP1	5/E07	PRESOSTATO VENTILADOR
-S1HP1	5/C06	PRESOSTATO DE ALTA PRESION
-S1LP1	7/F09	PRESOSTATO DE BAJA PRESION
-SFS1	7/C02	FLUJOSTATO
-T1	4/D13	TRANSFORMADOR
-X1		BORNES
-X2		BORNES
-XC		BORNES
GRD		BORNES DE TIERRA

REV. INDEX BAP.	DATA-DATE DATE-DATUM FECHA-ДАТА	MODIFICA-MODIFICATION-MODIFICATION ANDERUNG-MODIFICACION-ИЗМЕНЕНИЕ	FIRMA-SIGNATURE SIGNATURE UNTERSCHRIFT FIRMA-ПОДПИСЬ

M.T.A. S.p.A. PADOVA-ITALY

IMPIANTO-SYSTEM-INSTALLATION-ANLAGE-EQUIPO-СИСТЕМА

TAEevo TECH 031÷161 IC208CX

460/3/60 - R410A - P3/P5 - UL

DISEGNO-DRAWING-FIGURE-ZEICHNUNG-FIGURATION-ЧЕРТЁЖ: REE0451

REV. INDEX-BAP.: B

NOMENCLATURA
NOMENCLATURE
NOMENCLATURE
-
NOMENCLATURA
-

DISEGNATORE-DRAFTSMAN DESSINATEUR-ZEICHNER DISENADOR-ЧЕРТИЛ: S. Bazzan

DATA-DATE-DATE DATUM-FECHA-ДАТА: 18/11/2015

VISTO DA-VIEW FROM-VUE DE ANSICHT AUS-VISTO DE ПРОВЕРИЛ: M. Martin

FOGLIO-SHEET-PAPIER BLATT- FOLIO- ЛИСТ: 14 / 21

Disegno di proprieta' della M.T.A. S.p.A. che si riserva i diritti sanciti dalla legge - Drawing property of M.T.A S.p.A.; all legal rights reserved - Ce dessin est la propriete de M.T.A. S.p.A. Tous droits reserve - Die Zeichnung ist Eigentum der M.T.A. S.p.A. alle Rechte sind vorbehalten - Dibujo de propiedad de M.T.A. S.p.A. que se reserva los derechos establecidos por la ley - ЧЕРТЕЖ ЯВЛЯЕТСЯ СОБСТВЕННОСТЬЮ M.T.A. S.p.A. ОСТАВЛЫЙ ЕЙ ЗА СОБОЙ УКАЗАННЫЕ ПРАВА

WSI WELD SYSTEMS INTEGRATORS, INC.
RESISTANCE WELDING. SOLVED.
844-WSI-WELD | +1-216-475-5629 | www.wsiweld.com | salesteam@wsiweld.com

TAEevo TECH 031 460V/3Ph/60Hz

SIGLA INITIALS SIGLE SIGLA	POSIZIONE POSITION POSITION POSICION	– MARCA / MODELLO – BRAND / MODEL – MARQUE / MODELE – MODELO –				N°
		– STANDARD –		– ALTERNAT. 1 –		
–FRC1	4/A14	BUSSMANN	LP–CC–1	–	–	3
		BUSSMANN	CHCC3D	–	–	1
–FT1	4/B13	BUSSMANN	LP–CC–1	–	–	2
		BUSSMANN	CHCC2D	–	–	1
–FT01	4/F13	BUSSMANN	400mA T 250V (5x20mm–UL)	–	–	1
–FT02	4/F13	BUSSMANN	400mA T 250V (5x20mm–UL)	–	–	1
–KC1	5/G12	EATON	DILM9–10 (230V 50/60Hz) art. 276698 + DILM32–XHI11 art. 277376	–	–	1 + 1
		EATON	DILM12–XSPV240 art. 281210	–	–	1
–KF1	5/G07	EATON	DILM7–10 (230V 50/60Hz) art. 276558	–	–	1
–KGA	5/G14	RELPOL	PI84–230AC–M93G (RM84–2012–35–5230 + GZT80 + GZT80–0040 + M93G + GZT80–0035)	–	–	1
–KHP1	5/G06	RELPOL	PI84–230AC–M93G (RM84–2012–35–5230 + GZT80 + GZT80–0040 + M93G + GZT80–0035)	–	–	1
–KP1 (P3)	6/G10	EATON	DILM7–10 (230V 50/60Hz) art. 276558	–	–	1
–KP1 (P5)	6/G10	EATON	DILM7–10 (230V 50/60Hz) art. 276558	–	–	1
–KS01	5/G10	RELPOL	PI84–230AC–M93G (RM84–2012–35–5230 + GZT80 + GZT80–0040 + M93G + GZT80–0035)	–	–	1
–Q0	3/A05	SOCOMEC	SIRCO M30 art. 22013003 COMPLETO DI: MANIGLIA ROSSA/GIALLA art. 148E1111,	–	–	1
		SOCOMEC	PROLUNGA 200mm art. 14070520, COPRIMORSETTI 3P art. 22943016	–	–	–
–QC1	3/B07	EATON	PKZM0–10 (6,3÷10A) art. 072739	–	–	1
		EATON	NHI–E–11–PKZ0 art. 082882	–	–	1
		EATON	BK25/3–PKZ0–E art. 262518	–	–	1
		EATON	AK–PKZ0 art. 030851	–	–	1
–QF1	4/B01	EATON	PKZM0–1,6 (1÷1,6A) art. 072735	–	–	1
		EATON	NHI–E–11–PKZ0 art. 082882	–	–	1
		EATON	AK–PKZ0 art. 030851	–	–	1
		EATON	BK25/3–PKZ0–E art. 262518	–	–	1
–QP1 (P3)	3/B12	EATON	PKZM0–2,5 (1,6÷2,5A) art. 072736	–	–	1
		EATON	NHI–E–11–PKZ0 art. 082882	–	–	1
		EATON	B3.1/3–PKZ0 art. 044946	–	–	1
		EATON	AK–PKZ0 art. 030851	–	–	1
–QP1 (P5)	3/B12	EATON	PKZM0–6,3 (4÷6,3A) art. 072738	–	–	1
		EATON	NHI–E–11–PKZ0 art. 082882	–	–	1
		EATON	B3.1/3–PKZ0 art. 044946	–	–	1
		EATON	AK–PKZ0 art. 030851	–	–	1
–T1	4/D13	BOTTER	P=100VA Pri=460Vac, Vs1=0–24Vac/P1=30VA, Vs2=0–230Vac/ P2=70VA	–	–	1
			TRASFORMATORE MARCHIATO UL 5085 mod.: TM.0100.04.PF.UL	–	–	–
			CON PORTAFUSIBILE 5x20mm INCORPORATO SU ENTRAMBI I SECONDARI	–	–	–
–X1		PHOENIX	STTBS 2,5	–	–	–
–X2		PHOENIX	STTBS 2,5	–	–	–
–XC		PHOENIX	STTBS 2,5	–	–	–

REV. INDEX BAP.	DATA–DATE DATE–DATUM FECHA–ДАТА	MODIFICA–MODIFICATION–MODIFICATION ANDERUNG–MODIFICACION–ИЗМЕНЕНИЕ	FIRMA–SIGNATURE SIGNATURE UNTERSCHRIFT FIRMA–ПОДПИСЬ

M.T.A. S.p.A. PADOVA–ITALY

IMPIANTO–SYSTEM–INSTALLATION–ANLAGE–EQUIPO–СИСТЕМА
TAEevo TECH 031÷161 IC208CX
460/3/60 – R410A – P3/P5 – UL

DISEGNO–DRAWING–FIGURE–ZEICHNUNG–FIGURATION–ЧЕРТЕЖ: REE0451
REV. INDEX–BAP.: B

DISPOSITIVI ELETTRICI
ELECTRICAL DEVICES
DISPOSITIFS ELECTRIQUES
–
DISPOSITIVO ELECTRICO
–

DISEGNATORE–DRAFTSMAN DESSINATEUR–ZEICHNER DISENADOR–ЧЕРТИЛ: S. Bazzan
DATA–DATE–DATE DATUM–FECHA–ДАТА: 18/11/2015
VISTO DA–VIEW FROM–VUE DE ANSICHT AUS–VISTO DE ПРОВЕРИЛ: M. Martin
FOGLIO–SHEET–PAPIER BLATT– FOLIO– ЛИСТ: 15 / 21

Disegno di proprieta' della M.T.A. S.p.A. che si riserva i diritti sancili dalla legge – Drawing property of M.T.A S.p.A.; all legal rights reserved – Ce dessin est la propriete de M.T.A. S.p.A. Tous droits reserve – Die Zeichnung ist Eigentum der M.T.A. S.p.A. alle Rechte sind vorbehalten – Dibujo de propiedad de M.T.A. S.p.A. que se reserva los derechos establecidos por la ley – ЧЕРТЕЖ ЯВЛЯЕТСЯ СОБСТВЕННОСТЬЮ M.T.A. S.p.A. ОСТАВЛЯЮТСЯ ЗА СОБОЙ ЗАКОНОДАТЕЛЬНЫЕ ПРАВА

WSI WELD SYSTEMS INTEGRATORS, INC.
RESISTANCE WELDING. SOLVED.
844-WSI-WELD | +1-216-475-5629 | www.wsiweld.com | salesteam@wsiweld.com

TAEevo TECH 051 460V/3Ph/60Hz

SIGLA INITIALS SIGLE SIGLA	POSIZIONE POSITION POSITION POSICION	– MARCA / MODELLO – BRAND / MODEL – MARQUE / MODELE – MODELO – STANDARD –		ALTERNAT. 1		N°
–FRC1	4/A14	BUSSMANN	LP–CC–1	–	–	3
		BUSSMANN	CHCC3D	–	–	1
–FT1	4/B13	BUSSMANN	LP–CC–1	–	–	2
		BUSSMANN	CHCC2D	–	–	1
–FT01	4/F13	BUSSMANN	400mA T 250V (5x20mm–UL)	–	–	1
–FT02	4/F13	BUSSMANN	400mA T 250V (5x20mm–UL)	–	–	1
–KC1	5/G12	EATON	DILM12–10 (230V 50/60Hz) art. 276838 + DILM32–XHI11 art. 277376	–	–	1 + 1
		EATON	DILM12–XSPV240 art. 281210	–	–	1
–KF1	5/G07	EATON	DILM7–10 (230V 50/60Hz) art. 276558	–	–	1
–KGA	5/G14	RELPOL	PI84–230AC–M93G (RM84–2012–35–5230 + GZT80 + GZT80–0040 + M93G + GZT80–0035)	–	–	1
–KHP1	5/G06	RELPOL	PI84–230AC–M93G (RM84–2012–35–5230 + GZT80 + GZT80–0040 + M93G + GZT80–0035)	–	–	1
–KP1 (P3)	6/G10	EATON	DILM7–10 (230V 50/60Hz) art. 276558	–	–	1
–KP1 (P5)	6/G10	EATON	DILM7–10 (230V 50/60Hz) art. 276558	–	–	1
–KS01	5/G10	RELPOL	PI84–230AC–M93G (RM84–2012–35–5230 + GZT80 + GZT80–0040 + M93G + GZT80–0035)	–	–	1
–Q0	3/A05	SOCOMEC	SIRCO M30 art. 22013003 COMPLETO DI: MANIGLIA ROSSA/GIALLA art. 148E1111,	–	–	1
		SOCOMEC	PROLUNGA 200mm art. 14070520, COPRIMORSETTI 3P art. 22943016	–	–	–
–QC1	3/B07	EATON	PKZM0–12 (8÷12A) art. 278486	–	–	1
		EATON	NHI–E–11–PKZ0 art. 082882	–	–	1
		EATON	BK25/3–PKZ0–E art. 262518	–	–	1
		EATON	AK–PKZ0 art. 030851	–	–	1
–QF1	4/B01	EATON	PKZM0–1,6 (1÷1,6A) art. 072735	–	–	1
		EATON	NHI–E–11–PKZ0 art. 082882	–	–	1
		EATON	AK–PKZ0 art. 030851	–	–	1
		EATON	BK25/3–PKZ0–E art. 262518	–	–	1
–QP1 (P3)	3/B12	EATON	PKZM0–2,5 (1,6÷2,5A) art. 072736	–	–	1
		EATON	NHI–E–11–PKZ0 art. 082882	–	–	1
		EATON	B3.1/3–PKZ0 art. 044946	–	–	1
		EATON	AK–PKZ0 art. 030851	–	–	1
–QP1 (P5)	3/B12	EATON	PKZM0–6,3 (4÷6,3A) art. 072738	–	–	1
		EATON	NHI–E–11–PKZ0 art. 082882	–	–	1
		EATON	B3.1/3–PKZ0 art. 044946	–	–	1
		EATON	AK–PKZ0 art. 030851	–	–	1
–T1	4/D13	BOTTER	P=100VA Pri=460Vac, Vs1=0–24Vac/P1=30VA, Vs2=0–230Vac/ P2=70VA	–	–	1
			TRASFORMATORE MARCHIATO UL 5085 mod.: TM.0100.04.PF.UL	–	–	–
			CON PORTAFUSIBILE 5x20mm INCORPORATO SU ENTRAMBI I SECONDARI	–	–	–
–X1		PHOENIX	STTBS 2,5	–	–	–
–X2		PHOENIX	STTBS 2,5	–	–	–
–XC		PHOENIX	STTBS 2,5	–	–	–

REV. INDEX BAP.	DATA–DATE DATE–DATUM FECHA–ДАТА	MODIFICA–MODIFICATION–MODIFICATION ANDERUNG–MODIFICACION–ИЗМЕНЕНИЕ	FIRMA–SIGNATURE SIGNATURE UNTERSCHRIFT FIRMA–ПОДПИСЬ

M.T.A. S.p.A. PADOVA–ITALY

IMPIANTO–SYSTEM–INSTALLATION–ANLAGE–EQUIPO–СИСТЕМА
TAEevo TECH 031÷161 IC208CX
460/3/60 – R410A – P3/P5 – UL

DISEGNO–DRAWING–FIGURE–ZEICHNUNG–FIGURATION–ЧЕРТЕЖ: REE0451
REV. INDEX–BAP.: B

DISPOSITIVI ELETTRICI
ELECTRICAL DEVICES
DISPOSITIFS ELECTRIQUES
–
DISPOSITIVO ELECTRICO
–

DISEGNATORE–DRAFTSMAN DESSINATEUR–ZEICHNER DISENADOR–ЧЕРТИЛ: S. Bazzan
DATA–DATE–DATE DATUM–FECHA–ДАТА: 18/11/2015
VISTO DA–VIEW FROM–VUE DE ANSICHT AUS–VISTO DE ПРОВЕРИЛ: M. Martin
FOGLIO–SHEET–PAPIER BLATT– FOLIO– ЛИСТ: 16 / 21

Disegno di proprieta' della M.T.A. S.p.A. che si riserva i diritti sancili dalla legge – Drawing property of M.T.A S.p.A.; all legal rights reserved – Ce dessin est la propriete de M.T.A. S.p.A. Tous droits reserve – Die Zeichnung ist Eigentum der M.T.A. S.p.A. alle Rechte sind vorbehalten – Dibujo de propiedad de M.T.A. S.p.A. que se reserva los derechos establecidos por la ley – ЧЕРТЕЖ ЯВЛЯЕТСЯ СОБСТВЕННОСТЬЮ M.T.A. S.p.A. ОСТАВЛЯЮЩИЙ ЗА СОБОЙ ИМЕЮЩИЕСЯ ЗАКОНОМ ПРАВА

WSI WELD SYSTEMS INTEGRATORS, INC.
RESISTANCE WELDING. SOLVED.
844-WSI-WELD | +1-216-475-5629 | www.wsiweld.com | salesteam@wsiweld.com

TAEevo TECH 081 460V/3Ph/60Hz

SIGLA INITIALS SIGLE SIGLA	POSIZIONE POSITION POSITION POSICION	– MARCA / MODELLO – BRAND / MODEL – MARQUE / MODELE – MODELO – STANDARD –		ALTERNAT. 1 –		N°
–FRC1	4/A14	BUSSMANN	LP–CC–1	–	–	3
		BUSSMANN	CHCC3D	–	–	1
–FT1	4/B13	BUSSMANN	LP–CC–1	–	–	2
		BUSSMANN	CHCC2D	–	–	1
–FT01	4/F13	BUSSMANN	400mA T 250V (5x20mm–UL)	–	–	1
–FT02	4/F13	BUSSMANN	400mA T 250V (5x20mm–UL)	–	–	1
–KC1	5/G12	EATON	DILM25–10 (230V 50/60Hz) art. 277140 + DILM32–XHI11 art. 277376	–	–	1 + 1
		EATON	DILM32–XIP2X art. 118855 + DILM32–XSPV240 art. 281214	–	–	2 + 1
–KF1	5/G07	EATON	DILM7–10 (230V 50/60Hz) art. 276558	–	–	1
–KGA	5/G14	RELPOL	PI84–230AC–M93G (RM84–2012–35–5230 + GZT80 + GZT80–0040 + M93G + GZT80–0035)	–	–	1
–KHP1	5/G06	RELPOL	PI84–230AC–M93G (RM84–2012–35–5230 + GZT80 + GZT80–0040 + M93G + GZT80–0035)	–	–	1
–KP1 (P3)	6/G10	EATON	DILM7–10 (230V 50/60Hz) art. 276558	–	–	1
–KP1 (P5)	6/G10	EATON	DILM9–10 (230V 50/60Hz) art. 276698	–	–	1
–KS01	5/G10	RELPOL	PI84–230AC–M93G (RM84–2012–35–5230 + GZT80 + GZT80–0040 + M93G + GZT80–0035)	–	–	1
–Q0	3/A05	SOCOMEC	SIRCO M100 art. 22003010 COMPLETO DI: MANIGLIA ROSSA/GIALLA art. 148E1111,	–	–	1
		SOCOMEC	PROLUNGA 200mm art. 14070520, COPRIMORSETTI 3P art. 22943016	–	–	–
–QC1	3/B07	EATON	PKZM0–25 (20÷25A) art. 046989	–	–	1
		EATON	NHI–E–11–PKZ0 art. 082882	–	–	1
		EATON	BK25/3–PKZ0–E art. 262518	–	–	1
		EATON	AK–PKZ0 art. 030851	–	–	1
–QF1	4/B01	EATON	PKZM0–1,6 (1÷1,6A) art. 072735	–	–	1
		EATON	NHI–E–11–PKZ0 art. 082882	–	–	1
		EATON	AK–PKZ0 art. 030851	–	–	1
		EATON	BK25/3–PKZ0–E art. 262518	–	–	1
–QP1 (P3)	3/B12	EATON	PKZM0–2,5 (1,6÷2,5A) art. 072736	–	–	1
		EATON	NHI–E–11–PKZ0 art. 082882	–	–	1
		EATON	B3.1/3–PKZ0 art. 044946	–	–	1
		EATON	AK–PKZ0 art. 030851	–	–	1
–QP1 (P5)	3/B12	EATON	PKZM0–10 (6,3÷10A) art. 072739	–	–	1
		EATON	NHI–E–11–PKZ0 art. 082882	–	–	1
		EATON	B3.1/3–PKZ0 art. 044946	–	–	1
		EATON	AK–PKZ0 art. 030851	–	–	1
–T1	4/D13	BOTTER	P=100VA Pri=460Vac, Vs1=0–24Vac/P1=30VA, Vs2=0–230Vac/ P2=70VA	–	–	1
			TRASFORMATORE MARCHIATO UL 5085 mod.: TM.0100.04.PF.UL	–	–	–
			CON PORTAFUSIBILE 5x20mm INCORPORATO SU ENTRAMBI I SECONDARI	–	–	–
–X1		PHOENIX	STTBS 2,5	–	–	–
–X2		PHOENIX	STTBS 2,5	–	–	–
–XC		PHOENIX	STTBS 2,5	–	–	–

REV. INDEX BAP.	DATA–DATE DATE–DATUM FECHA–ДАТА	MODIFICA–MODIFICATION–MODIFICATION ANDERUNG–MODIFICACION–ИЗМЕНЕНИЕ	FIRMA–SIGNATURE SIGNATURE UNTERSCHRIFT FIRMA–ПОДПИСЬ

M.T.A. S.p.A. PADOVA–ITALY

IMPIANTO–SYSTEM–INSTALLATION–ANLAGE–EQUIPO–СИСТЕМА
TAEevo TECH 031÷161 IC208CX
460/3/60 – R410A – P3/P5 – UL

DISEGNO–DRAWING–FIGURE–ZEICHNUNG–FIGURATION–ЧЕРТЕЖ: REE0451
REV. INDEX–BAP.: B

DISPOSITIVI ELETTRICI
ELECTRICAL DEVICES
DISPOSITIFS ELECTRIQUES
–
DISPOSITIVO ELECTRICO
–

DISEGNATORE–DRAFTSMAN DESSINATEUR–ZEICHNER DISENADOR–ЧЕРТИЛ: S. Bazzan
DATA–DATE–DATE DATUM–FECHA–ДАТА: 18/11/2015
VISTO DA–VIEW FROM–VUE DE ANSICHT AUS–VISTO DE ПРОВЕРИЛ: M. Martin
FOGLIO–SHEET–PAPIER BLATT– FOLIO– ЛИСТ: 17 / 21

Disegno di proprieta' della M.T.A. S.p.A. che si riserva i diritti sancili dalla legge – Drawing property of M.T.A S.p.A.; all legal rights reserved – Ce dessin est la propriete de M.T.A. S.p.A. Tous droits reserve – Die Zeichnung ist Eigentum der M.T.A. S.p.A. alle Rechte sind vorbehalten – Dibujo de propiedad de M.T.A. S.p.A. que se reserva los derechos establecidos por la ley – ЧЕРТЕЖ ЯВЛЯЕТСЯ СОБСТВЕННОСТЬЮ M.T.A. S.p.A. ОСТАВЛЯЮЩИЙ ЗА СОБОЙ ЗАКОННОЕ ПРАВО.

WSI WELD SYSTEMS INTEGRATORS, INC.
RESISTANCE WELDING. SOLVED.
844-WSI-WELD | +1-216-475-5629 | www.wsiweld.com | salesteam@wsiweld.com

TAEevo TECH 101 460V/3Ph/60Hz

SIGLA INITIALS SIGLE SIGLA	POSIZIONE POSITION POSITION POSICION	– MARCA / MODELLO – BRAND / MODEL – MARQUE / MODELE – MODELO – STANDARD –		ALTERNAT. 1		N°
–FRC1	4/A14	BUSSMANN	LP–CC–1	–	–	3
		BUSSMANN	CHCC3D	–	–	1
–FT1	4/B13	BUSSMANN	LP–CC–1	–	–	2
		BUSSMANN	CHCC2D	–	–	1
–FT01	4/F13	BUSSMANN	400mA T 250V (5x20mm–UL)	–	–	1
–FT02	4/F13	BUSSMANN	400mA T 250V (5x20mm–UL)	–	–	1
–KC1	5/G12	EATON	DILM25–10 (230V 50/60Hz) art. 277140 + DILM32–XHI11 art. 277376	–	–	1 + 1
		EATON	DILM32–XIP2X art. 118855 + DILM32–XSPV240 art. 281214	–	–	2 + 1
–KF1	5/G07	EATON	DILM7–10 (230V 50/60Hz) art. 276558	–	–	1
–KF2	5/G08	EATON	DILM7–10 (230V 50/60Hz) art. 276558	–	–	1
–KGA	5/G14	RELPOL	PI84–230AC–M93G (RM84–2012–35–5230 + GZT80 + GZT80–0040 + M93G + GZT80–0035)	–	–	1
–KHP1	5/G06	RELPOL	PI84–230AC–M93G (RM84–2012–35–5230 + GZT80 + GZT80–0040 + M93G + GZT80–0035)	–	–	1
–KP1 (P3)	6/G10	EATON	DILM7–10 (230V 50/60Hz) art. 276558	–	–	1
–KP1 (P5)	6/G10	EATON	DILM9–10 (230V 50/60Hz) art. 276698	–	–	1
–KS01	5/G10	RELPOL	PI84–230AC–M93G (RM84–2012–35–5230 + GZT80 + GZT80–0040 + M93G + GZT80–0035)	–	–	1
–Q0	3/A05	SOCOMEC	SIRCO M100 art. 22003010 COMPLETO DI: MANIGLIA ROSSA/GIALLA art. 148E1111,	–	–	1
		SOCOMEC	PROLUNGA 200mm art. 14070520, COPRIMORSETTI 3P art. 22943016	–	–	–
–QC1	3/B07	EATON	PKZM0–25 (20÷25A) art. 046989	–	–	1
		EATON	NHI–E–11–PKZ0 art. 082882	–	–	1
		EATON	BK25/3–PKZ0–E art. 262518	–	–	1
		EATON	AK–PKZ0 art. 030851	–	–	1
–QF1	4/B01	EATON	PKZM0–1,6 (1÷1,6A) art. 072735	–	–	1
		EATON	NHI–E–11–PKZ0 art. 082882	–	–	1
		EATON	B3.1/3–PKZ0 art. 044946	–	–	1
		EATON	AK–PKZ0 art. 030851	–	–	1
–QF2	4/B03	EATON	PKZM0–1,6 (1÷1,6A) art. 072735	–	–	1
		EATON	NHI–E–11–PKZ0 art. 082882	–	–	1
		EATON	B3.1/2–PKZ0 art. 044945	–	–	1
		EATON	AK–PKZ0 art. 030851	–	–	1
–QP1 (P3)	3/B12	EATON	PKZM0–2,5 (1,6÷2,5A) art. 072736	–	–	1
		EATON	NHI–E–11–PKZ0 art. 082882	–	–	1
		EATON	AK–PKZ0 art. 030851	–	–	1
		EATON	BK25/3–PKZ0–E art. 262518	–	–	1
–QP1 (P5)	3/B12	EATON	PKZM0–10 (6,3÷10A) art. 072739	–	–	1
		EATON	NHI–E–11–PKZ0 art. 082882	–	–	1
		EATON	AK–PKZ0 art. 030851	–	–	1
		EATON	BK25/3–PKZ0–E art. 262518	–	–	1
–T1	4/D13	BOTTER	P=100VA Pri=460Vac, Vs1=0–24Vac/P1=30VA, Vs2=0–230Vac/ P2=70VA	–	–	1
			TRASFORMATORE MARCHIATO UL 5085 mod.: TM.0100.04.PF.UL	–	–	–
			CON PORTAFUSIBILE 5x20mm INCORPORATO SU ENTRAMBI I SECONDARI	–	–	–
–X1		PHOENIX	STTBS 2,5	–	–	–
–X2		PHOENIX	STTBS 2,5	–	–	–
–XC		PHOENIX	STTBS 2,5	–	–	–

REV. INDEX BAP.	DATA–DATE DATE–DATUM FECHA–ДАТА	MODIFICA–MODIFICATION–MODIFICATION ANDERUNG–MODIFICACION–ИЗМЕНЕНИЕ	FIRMA–SIGNATURE SIGNATURE UNTERSCHRIFT FIRMA–ПОДПИСЬ

M.T.A. S.p.A. PADOVA–ITALY

IMPIANTO–SYSTEM–INSTALLATION–ANLAGE–EQUIPO–СИСТЕМА
TAEevo TECH 031÷161 IC208CX
460/3/60 – R410A – P3/P5 – UL

DISEGNO–DRAWING–FIGURE–ZEICHNUNG–FIGURATION–ЧЕРТЁЖ: REE0451
REV. INDEX–BAP.: B

DISPOSITIVI ELETTRICI
ELECTRICAL DEVICES
DISPOSITIFS ELECTRIQUES
–
DISPOSITIVO ELECTRICO
–

DISEGNATORE–DRAFTSMAN DESSINATEUR–ZEICHNER DISENADOR–ЧЕРТИЛ: S. Bazzan
DATA–DATE–DATE DATUM–FECHA–ДАТА: 18/11/2015
VISTO DA–VIEW FROM–VUE DE ANSICHT AUS–VISTO DE ПРОВЕРИЛ: M. Martin
FOGLIO–SHEET–PAPIER BLATT– FOLIO– ЛИСТ: 18 / 21

Disegno di proprieta' della M.T.A. S.p.A. che si riserva i diritti sancili dalla legge – Drawing property of M.T.A S.p.A.; all legal rights reserved – Ce dessin est la propriete de M.T.A. S.p.A. Tous droits reserve – Die Zeichnung ist Eigentum der M.T.A. S.p.A. alle Rechte sind vorbehalten – Dibujo de propiedad de M.T.A. S.p.A. que se reserva los derechos establecidos por la ley – ЧЕРТЕЖ ЯВЛЯЕТСЯ СОБСТВЕННОСТЬЮ M.T.A. S.p.A. ОСТАВЛЯЮЩИЙ ЗА СОБОЙ ИМЕЮЩИЕСЯ ЗАКОНОДАТЕЛЬНЫЕ ПРАВА

WSI WELD SYSTEMS INTERGRATORS, INC.
RESISTANCE WELDING. SOLVED.
844-WSI-WELD | +1-216-475-5629 | www.wsiweld.com | salesteam@wsiweld.com

TAEevo TECH 121 460V/3Ph/60Hz

SIGLA INITIALS SIGLE SIGLA	POSIZIONE POSITION POSITION POSICION	– MARCA / MODELLO – – BRAND / MODEL – – MARQUE / MODELE – – MODELO –				N°
		– STANDARD –		– ALTERNAT. 1 –		
–FRC1	4/A14	BUSSMANN	LP–CC–1	–	–	3
		BUSSMANN	CHCC3D	–	–	1
–FT1	4/B13	BUSSMANN	LP–CC–1	–	–	2
		BUSSMANN	CHCC2D	–	–	1
–FT01	4/F13	BUSSMANN	400mA T 250V (5x20mm–UL)	–	–	1
–FT02	4/F13	BUSSMANN	400mA T 250V (5x20mm–UL)	–	–	1
–KC1	5/G12	EATON	DILM32–10 (230V 50/60Hz) art. 277268 + DILM32–XHI11 art. 277376	–	–	1 + 1
		EATON	DILM32–XIP2X art. 118855 + DILM32–XSPV240 art. 281214	–	–	2 + 1
–KF1	5/G07	EATON	DILM7–10 (230V 50/60Hz) art. 276558	–	–	1
–KF2	5/G08	EATON	DILM7–10 (230V 50/60Hz) art. 276558	–	–	1
–KGA	5/G14	RELPOL	PI84–230AC–M93G (RM84–2012–35–5230 + GZT80 + GZT80–0040 + M93G + GZT80–0035)	–	–	1
–KHP1	5/G06	RELPOL	PI84–230AC–M93G (RM84–2012–35–5230 + GZT80 + GZT80–0040 + M93G + GZT80–0035)	–	–	1
–KP1 (P3)	6/G10	EATON	DILM7–10 (230V 50/60Hz) art. 276558	–	–	1
–KP1 (P5)	6/G10	EATON	DILM9–10 (230V 50/60Hz) art. 276698	–	–	1
–KS01	5/G10	RELPOL	PI84–230AC–M93G (RM84–2012–35–5230 + GZT80 + GZT80–0040 + M93G + GZT80–0035)	–	–	1
–Q0	3/A05	SOCOMEC	SIRCO M100 art. 22003010 COMPLETO DI: MANIGLIA ROSSA/GIALLA art. 148E1111,	–	–	1
		SOCOMEC	PROLUNGA 200mm art. 14070520, COPRIMORSETTI 3P art. 22943016	–	–	–
–QC1	3/B07	EATON	PKZM0–32 (25÷32A) art. 278489	–	–	1
		EATON	NHI–E–11–PKZ0 art. 082882	–	–	1
		EATON	BK25/3–PKZ0–E art. 262518	–	–	1
		EATON	AK–PKZ0 art. 030851	–	–	1
–QF1	4/B01	EATON	PKZM0–1,6 (1÷1,6A) art. 072735	–	–	1
		EATON	NHI–E–11–PKZ0 art. 082882	–	–	1
		EATON	B3.1/3–PKZ0 art. 044946	–	–	1
		EATON	AK–PKZ0 art. 030851	–	–	1
–QF2	4/B03	EATON	PKZM0–1,6 (1÷1,6A) art. 072735	–	–	1
		EATON	NHI–E–11–PKZ0 art. 082882	–	–	1
		EATON	B3.1/2–PKZ0 art. 044945	–	–	1
		EATON	AK–PKZ0 art. 030851	–	–	1
–QP1 (P3)	3/B12	EATON	PKZM0–6,3 (4÷6,3A) art. 072738	–	–	1
		EATON	NHI–E–11–PKZ0 art. 082882	–	–	1
		EATON	AK–PKZ0 art. 030851	–	–	1
		EATON	BK25/3–PKZ0–E art. 262518	–	–	1
–QP1 (P5)	3/B12	EATON	PKZM0–10 (6,3÷10A) art. 072739	–	–	1
		EATON	NHI–E–11–PKZ0 art. 082882	–	–	1
		EATON	AK–PKZ0 art. 030851	–	–	1
		EATON	BK25/3–PKZ0–E art. 262518	–	–	1
–T1	4/D13	BOTTER	P=100VA Pri=460Vac, Vs1=0–24Vac/P1=30VA, Vs2=0–230Vac/ P2=70VA	–	–	1
			TRASFORMATORE MARCHIATO UL 5085 mod.: TM.0100.04.PF.UL	–	–	–
			CON PORTAFUSIBILE 5x20mm INCORPORATO SU ENTRAMBI I SECONDARI	–	–	–
–X1		PHOENIX	STTBS 2,5	–	–	–
–X2		PHOENIX	STTBS 2,5	–	–	–
–XC		PHOENIX	STTBS 2,5	–	–	–

REV. INDEX BAP.	DATA–DATE DATE–DATUM FECHA–ДАТА	MODIFICA–MODIFICATION–MODIFICATION ANDERUNG–MODIFICACION–ИЗМЕНЕНИЕ	FIRMA–SIGNATURE SIGNATURE UNTERSCHRIFT FIRMA–ПОДПИСЬ

M.T.A. S.p.A. PADOVA–ITALY

IMPIANTO–SYSTEM–INSTALLATION–ANLAGE–EQUIPO–СИСТЕМА
TAEevo TECH 031÷161 IC208CX
460/3/60 – R410A – P3/P5 – UL

DISEGNO–DRAWING–FIGURE–ZEICHNUNG–FIGURATION–ЧЕРТЁЖ: REE0451
REV. INDEX–BAP.: B

DISPOSITIVI ELETTRICI
ELECTRICAL DEVICES
DISPOSITIFS ELECTRIQUES
–
DISPOSITIVO ELECTRICO
–

DISEGNATORE–DRAFTSMAN DESSINATEUR–ZEICHNER DISENADOR–ЧЕРТИЛ: S. Bazzan
DATA–DATE–DATE DATUM–FECHA–ДАТА: 18/11/2015
VISTO DA–VIEW FROM–VUE DE ANSICHT AUS–VISTO DE ПРОВЕРИЛ: M. Martin
FOGLIO–SHEET–PAPIER BLATT– FOLIO– ЛИСТ: 19 / 21

Disegno di proprieta' della M.T.A. S.p.A. che si riserva i diritti sancili dalla legge – Drawing property of M.T.A S.p.A.; all legal rights reserved – Ce dessin est la propriete de M.T.A. S.p.A. Tous droits reserve – Die Zeichnung ist Eigentum der M.T.A. S.p.A. alle Rechte sind vorbehalten – Dibujo de propiedad de M.T.A. S.p.A. que se reserva los derechos establecidos por la ley – ЧЕРТЕЖ ЯВЛЯЕТСЯ СОБСТВЕННОСТЬЮ M.T.A. S.p.A. ОСТАВЛЯЮЩИЙ ЗА СОБОЙ ЗАКОННЫЕ ПРАВА

WSI WELD SYSTEMS INTEGRATORS, INC.
RESISTANCE WELDING. SOLVED.
844-WSI-WELD | +1-216-475-5629 | www.wsiweld.com | salesteam@wsiweld.com

TAEevo TECH 161 460V/3Ph/60Hz

SIGLA INITIALS SIGLE SIGLA	POSIZIONE POSITION POSITION POSICION	– MARCA / MODELLO – – BRAND / MODEL – – MARQUE / MODELE – – MODELO –				N°
			– STANDARD –	– ALTERNAT. 1 –		
–FRC1	4/A14	BUSSMANN	LP–CC–1	–	–	3
		BUSSMANN	CHCC3D	–	–	1
–FT1	4/B13	BUSSMANN	LP–CC–1	–	–	2
		BUSSMANN	CHCC2D	–	–	1
–FT01	4/F13	BUSSMANN	400mA T 250V (5x20mm–UL)	–	–	1
–FT02	4/F13	BUSSMANN	800mA T 250V (5x20mm–UL)	–	–	1
–KC1	5/G12	EATON	DILM40 (230V 50/60Hz) art. 277774	–	–	1
		EATON	DILM150–XHI11 (1NO+1NC) art. 277946 + DILM95–XSPV240 art. 281218	–	–	1 + 1
		EATON	DILM65–XIP2X art. 106491	–	–	6
–KF1	5/G07	EATON	DILM7–10 (230V 50/60Hz) art. 276558	–	–	1
–KF2	5/G08	EATON	DILM7–10 (230V 50/60Hz) art. 276558	–	–	1
–KGA	5/G14	RELPOL	PI84–230AC–M93G (RM84–2012–35–5230 + GZT80 + GZT80–0040 + M93G + GZT80–0035)	–	–	1
–KHP1	5/G06	RELPOL	PI84–230AC–M93G (RM84–2012–35–5230 + GZT80 + GZT80–0040 + M93G + GZT80–0035)	–	–	1
–KP1 (P3)	6/G10	EATON	DILM7–10 (230V 50/60Hz) art. 276558	–	–	1
–KP1 (P5)	6/G10	EATON	DILM9–10 (230V 50/60Hz) art. 276698	–	–	1
–KS01	5/G10	RELPOL	PI84–230AC–M93G (RM84–2012–35–5230 + GZT80 + GZT80–0040 + M93G + GZT80–0035)	–	–	1
–Q0	3/A05	SOCOMEC	SIRCO M100 art. 22003010 COMPLETO DI: MANIGLIA ROSSA/GIALLA art. 148E1111,	–	–	1
		SOCOMEC	PROLUNGA 200mm art. 14070520, COPRIMORSETTI 3P art. 22943016	–	–	–
–QC1	3/B07	EATON	PKZM4–40 (32÷40A)art. 222354	–	–	1
		EATON	NHI–E–11–PKZ0 art. 082882	–	–	1
		EATON	BK50/3–PKZ4–E art. 272165 + HB–PKZ4 art. 256581	–	–	1 + 1
		EATON	AK–PKZ0 art. 030851	–	–	1
–QF1	4/B01	EATON	PKZM0–1,6 (1÷1,6A) art. 072735	–	–	1
		EATON	NHI–E–11–PKZ0 art. 082882	–	–	1
		EATON	BK25/3–PKZ0–E art. 262518	–	–	1
		EATON	AK–PKZ0 art. 030851	–	–	1
–QF2	4/B03	EATON	PKZM0–1,6 (1÷1,6A) art. 072735	–	–	1
		EATON	NHI–E–11–PKZ0 art. 082882	–	–	1
		EATON	BK25/3–PKZ0–E art. 262518	–	–	1
		EATON	AK–PKZ0 art. 030851	–	–	1
–QP1 (P3)	3/B12	EATON	PKZM0–6,3 (4÷6,3A) art. 072738	–	–	1
		EATON	NHI–E–11–PKZ0 art. 082882	–	–	1
		EATON	AK–PKZ0 art. 030851	–	–	1
		EATON	B3.1/3–PKZ0 art. 044946	–	–	1
–QP1 (P5)	3/B12	EATON	PKZM0–10 (6,3÷10A) art. 072739	–	–	1
		EATON	NHI–E–11–PKZ0 art. 082882	–	–	1
		EATON	AK–PKZ0 art. 030851	–	–	1
		EATON	B3.1/3–PKZ0 art. 044946	–	–	1
–T1	4/D13	BOTTER	P=200VA Pri=460Vac, Vs1=0–24Vac/P1=30VA, Vs2=0–230Vac/ P2=170VA	–	–	1
			TRASFORMATORE MARCHIATO UL 5085 mod.: TM.0200.60.PF.UL	–	–	–
			CON PORTAFUSIBILE 5x20mm INCORPORATO SU ENTRAMBI I SECONDARI	–	–	–
–X1		PHOENIX	STTBS 2,5	–	–	–
–X2		PHOENIX	STTBS 2,5	–	–	–
–XC		PHOENIX	STTBS 2,5	–	–	–

REV. INDEX BAP.	DATA–DATE DATE–DATUM FECHA–ДАТА	MODIFICA–MODIFICATION–MODIFICATION ANDERUNG–MODIFICACION–ИЗМЕНЕНИЕ	FIRMA–SIGNATURE SIGNATURE UNTERSCHRIFT FIRMA–ПОДПИСЬ

M.T.A. S.p.A. PADOVA–ITALY

IMPIANTO–SYSTEM–INSTALLATION–ANLAGE–EQUIPO–СИСТЕМА
TAEevo TECH 031÷161 IC208CX
460/3/60 – R410A – P3/P5 – UL

DISEGNO–DRAWING–FIGURE–ZEICHNUNG–FIGURATION–ЧЕРТЁЖ: REE0451
REV. INDEX–BAP.: B

DISPOSITIVI ELETTRICI
ELECTRICAL DEVICES
DISPOSITIFS ELECTRIQUES
–
DISPOSITIVO ELECTRICO
–

DISEGNATORE–DRAFTSMAN DESSINATEUR–ZEICHNER DISENADOR–ЧЕРТИЛ: S. Bazzan
DATA–DATE–DATE DATUM–FECHA–ДАТА: 18/11/2015
VISTO DA–VIEW FROM–VUE DE ANSICHT AUS–VISTO DE ПРОВЕРИЛ: M. Martin
FOGLIO–SHEET–PAPIER BLATT– FOLIO– ЛИСТ: 20 / 21

Disegno di proprieta' della M.T.A. S.p.A. che si riserva i diritti sancili dalla legge – Drawing property of M.T.A S.p.A.; all legal rights reserved – Ce dessin est la propriete de M.T.A. S.p.A. Tous droits reserve – Die Zeichnung ist Eigentum der M.T.A. S.p.A. alle Rechte sind vorbehalten – Dibujo de propiedad de M.T.A. S.p.A. que se reserva los derechos establecidos por la ley – ЧЕРТЕЖ ЯВЛЯЕТСЯ СОБСТВЕННОСТЬЮ M.T.A. S.p.A. ОСТАВЛЯЮЩИЙ ЗА СОБОЙ ЗАКОННОЕ ПРАВО

WSI WELD SYSTEMS INTEGRATORS, INC.
RESISTANCE WELDING. SOLVED.
844-WSI-WELD | +1-216-475-5629 | www.wsiweld.com | salesteam@wsiweld.com

SIGLA INITIALS SIGLE SIGLA	POSIZIONE POSITION POSITION POSICION	– MARCA / MODELLO – – BRAND / MODEL – – MARQUE / MODELE – – MODELO –				N°
		– STANDARD –		– ALTERNAT. 1 –		
–A1	8/G15	DIXELL	IC208CX	–	–	1
–A11	5/D02	GAVAZZI	DPA 51 C M44	–	–	1
–A5	6/C02	GAVAZZI	CLD2EA1C230	–	–	1
–BAT1	6/D08		SONDA NTC** IP68	–	–	1
–BEWOT	6/B08		SONDA NTC** IP68	–	–	1
–BTLW	6/H02	CAREL	SENSORE DI LIVELLO PER STAGE3	–	–	1
–BTWOT	6/A08		SONDA NTC** IP68	–	–	1
–S1FP1	5/E04	SAGINOMIYA	N–CB–23287 cod. 061F8995 (AUT. 21 – 27 barg)	–	–	1
–S1HP1	5/C01	SAGINOMIYA	N–CB–24603 cod. 061F6357 (AUT. 41 – 33 barg)	–	–	1
–S1LP1	7/F09	SAGINOMIYA	N–CB–21547 cod. 061F7114 (AUT. 2.5 – 4 barg)	–	–	1

REV. INDEX BAP.	DATA–DATE DATE–DATUM FECHA–ДАТА	MODIFICA–MODIFICATION–MODIFICATION ANDERUNG–MODIFICACION–ИЗМЕНЕНИЕ	FIRMA–SIGNATURE SIGNATURE UNTERSCHRIFT FIRMA–ПОДПИСЬ

M.T.A. S.p.A. PADOVA–ITALY

IMPIANTO–SYSTEM–INSTALLATION–ANLAGE–EQUIPO–СИСТЕМА
TAEvo TECH 031÷161 IC208CX
460/3/60 – R410A – P3/P5 – UL

DISEGNO–DRAWING–FIGURE–ZEICHNUNG–FIGURATION–ЧЕРТЕЖ: REE0451
REV. INDEX–BAP.: B

DISPOSITIVI ELETTRICI
ELECTRICAL DEVICES
DISPOSITIFS ELECTRIQUES
–
DISPOSITIVO ELECTRICO
–

DISEGNATORE–DRAFTSMAN DESSINATEUR–ZEICHNER DISENADOR–ЧЕРТИЛ: S. Bazzan
DATA–DATE–DATE DATUM–FECHA–ДАТА: 18/11/2015
VISTO DA–VIEW FROM–VUE DE ANSICHT AUS–VISTO DE ПРОВЕРИЛ: M. Martin
FOGLIO–SHEET–PAPIER BLATT– FOLIO– ЛИСТ: 21 / 21

Disegno di proprieta' della M.T.A. S.p.A. che si riserva i diritti sancili dalla legge – Drawing property of M.T.A S.p.A.; all legal rights reserved – Ce dessin est la propriete de M.T.A. S.p.A. Tous droits reserve – Die Zeichnung ist Eigentum der M.T.A. S.p.A. alle Rechte sind vorbehalten – Dibujo de propiedad de M.T.A. S.p.A. que se reserva los derechos establecidos por la ley – ЧЕРТЕЖ ЯВЛЯЕТСЯ СОБСТВЕННОСТЬЮ M.T.A. S.p.A. ОСТАВЛЯЮЩИЙ ЗА СОБОЙ ЗАКОННЫЕ ПРАВА

WSI WELD SYSTEMS INTEGRATORS, INC.
RESISTANCE WELDING. SOLVED.
844-WSI-WELD | +1-216-475-5629 | www.wsiweld.com | salesteam@wsiweld.com