

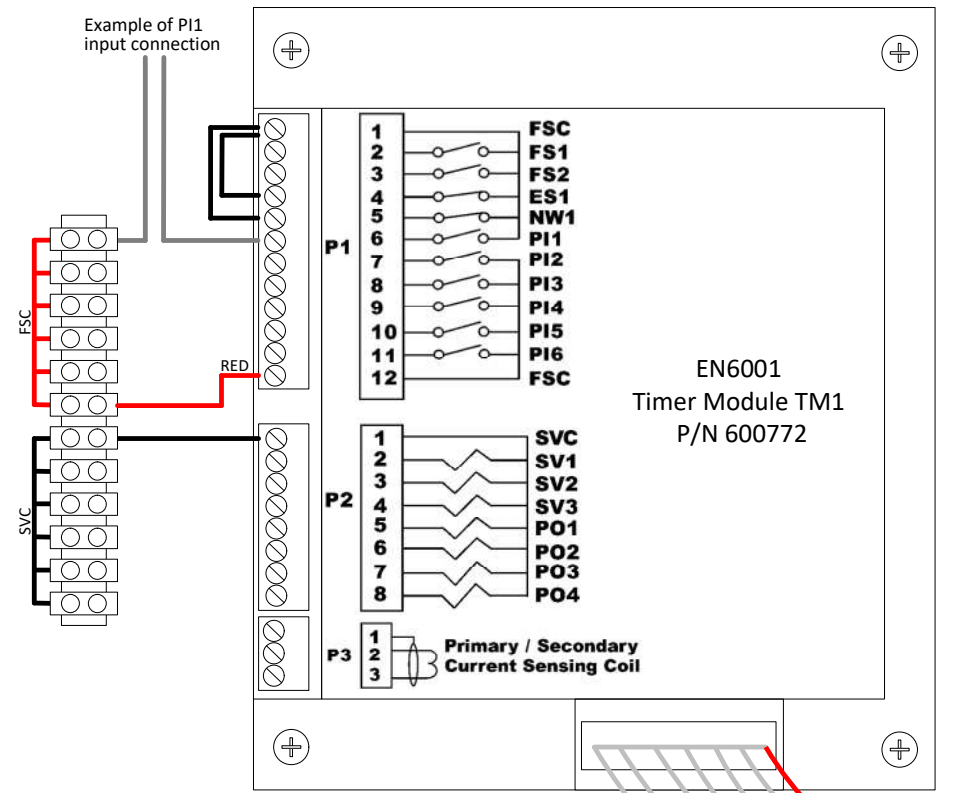
| | | |
|----------|-------|----------|
| DRAWN: | E.J.P | 07/06/18 |
| CHECKED: | | |
| APPRVD: | | |



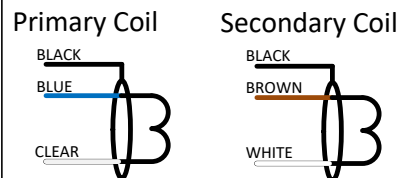
TITLE: EN6001 Wiring Diagram

| | |
|-------------|------------------|
| DRAWING No: | 421537D |
| ISSUE No: | SHEET No: 1 of 2 |

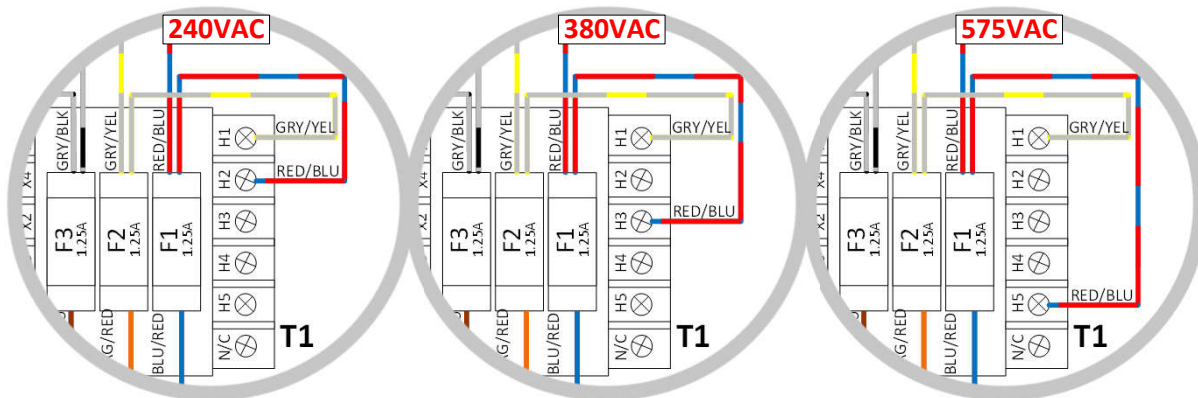
TIMER DETAIL



P3 DETAIL



FOR POWER CONNECTIONS, REFER TO WIRING DIAGRAM



Note: 'AC valve option' should have the same primary configuration for **BOTH (T1 & T2)** transformers.

DRAWN: E.J.P 07/06/18

CHECKED:

APPRVD:



TITLE: EN6001 Wiring Diagram

DRAWING No: 421537D

ISSUE No: SHEET No: 2 of 2