

TECNA[®]DIRECT.COM

STOCKING IMPORTER || MASTER DISTRIBUTOR

POWERED BY:

WSI




WELD
SYSTEMS
INTEGRATORS, INC.

RESISTANCE WELDING. SOLVED.

MANUFACTURER and DISTRIBUTOR

Consumables | Equipment | Robotics | Automation | Service & Training

Main: 844-44-TECNA • International: +1-216-475-5629 • www.TECNADirect.com



Balancers TECNA[®]



CE ATEX^{Ex}

Balancers Line

Introduction	p. 2
9300-9303 9311-9313	p. 3
9300NY-9303NY 9311NY-9313NY	p. 4
9320-9323 9320NY-9323NY	p. 5
9336-9340 9346-9350	p. 6
9336NY-9340NY 9346NY-9350NY	p. 7
9354-9359 9354G-9359G	p. 8
9361-9369 9370-9371	p. 9
9361G-9369G 9370G-9371G	p. 10
9401-9405 9431-9433	p. 11
9401G-9405G 9431G-9433G	p. 12
9411-9414 9434-9444	p. 13
9411G-9414G 9434G-9444G	p. 14
9422-9426 9451-9456	p. 15
9422G-9426G 9451G-9456G	p. 16
9502-9509 9520-9525	p. 17
9200-9203	p. 18
Balancers technical features	p. 19
Packaging features	p. 20
9311AX-9313AX	p. 21
9320AX-9323AX	p. 21
9336AX-9340AX	p. 22
9346AX-9350AX	p. 22
9354AX-9359AX	p. 23
9502AX-9509AX	p. 24
9520AX-9525AX	p. 25
ATEX Balancers technical features	p. 26
ATEX Packaging features	p. 27

1. TECNA balancers line

TECNA produces and distributes a complete range of BALANCERS having a capacity from 0,2 kg to 180 kg and an available standard wire stroke up to 3 meters. The TECNA BALANCER is an essential device to eliminate the operator's labour, to increase productivity by cutting down tools handling time and to improve work quality. Furthermore, the use of the TECNA BALANCERS reduces hoses and cables wear and avoids eventual damages to both people and tools.

The application of the TECNA BALANCER is absolutely versatile: it may be used for bench or assembly line works and it may be suitably applied to small tools, industrial suspended welders and multiple screw drivers. The ergonomic structure of the TECNA balancers has been designed to facilitate each application of use, ranging from movement easiness to body robustness, from simple use to lifting power.

TECNA, as a primary manufacturer, realizes special as well as customized versions upon demand.

2. Tips for choosing the balancer

Evaluate the total load to be balanced and the maximum working stroke required. Check that the load to be balanced is within the minimum and the maximum capacity of the balancer, while the working stroke should be less than the maximum stroke.

3. Product Certifications

The TECNA balancers are produced in conformity with the DIN 15112:1979 Directive and, thanks to their high structural technology and their compliance with the laws in force, they are BG certified by the German Institute DGUV for their safe use in the workplace. An ATEX-certified balancers line expands the TECNA balancers range. They are suitable to be installed in potentially explosive areas composed by flammable gases or explosive dusts.

4. Certifications achieved and in compliance with standards.

DIN 15112:1979



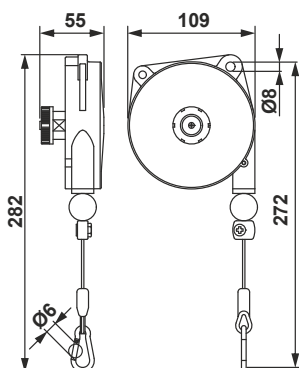
9300 ÷ 9303



Nylon

1600 mm
Inox

0.2÷3 Kg



Item	9300	9301	9302	9303
	0,2÷0,5	0,4÷1	1÷2	2÷3
Kg	0,43	0,46	0,49	0,64

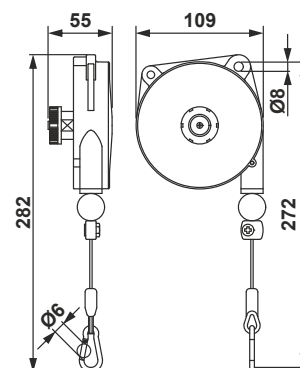
9311 ÷ 9313



Aluminium

1600 mm
Inox

0.4÷3 Kg



Item	9311	9312	9313
	0,4÷1	1÷2	2÷3
Kg	0,57	0,60	0,74

9300NY ÷ 9303NY

3



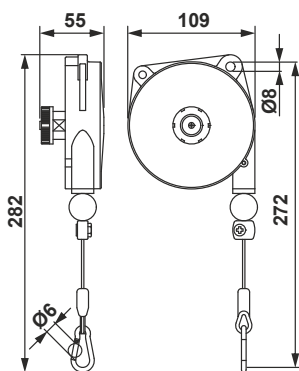
Nylon

1600 mm

Polypropylene



0.2÷3 Kg



Item

9300NY

9301NY

9302NY

9303NY



0,2÷0,5

0,4÷1

1÷2

2÷3

Kg

0,40

0,50

0,60

0,70

9311NY ÷ 9313NY

4



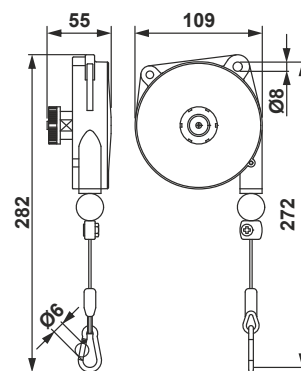
Aluminium

1600 mm

Polypropylene



0.4÷3 Kg



Item

9311NY

9312NY

9313NY



0,4÷1

1÷2

2÷3

Kg

0,55

0,60

0,75

9320 ÷ 9323



Aluminium

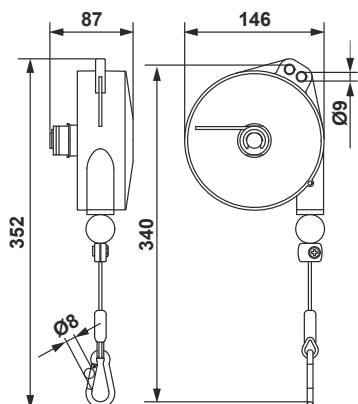
2000 mm

Inox

1÷8 Kg

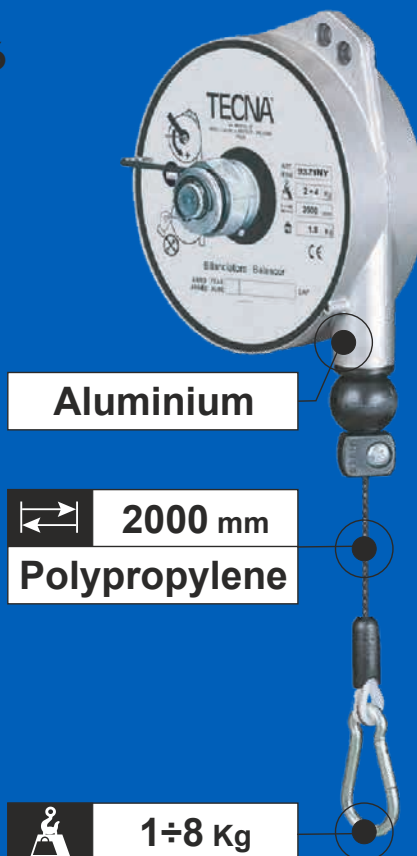
37827

Opz. 37827
Rubbered protection for range of balancers
Item 9320, 9321, 9322, 9323.



Item	9320	9321	9322	9323
	1÷2,5	2÷4	4÷6	6÷8
Kg	1,67	1,90	1,98	2,28

9320NY ÷ 9323NY

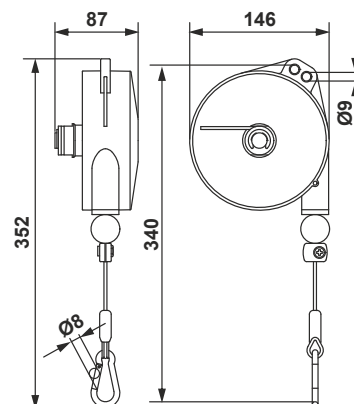


Aluminium

2000 mm

Polypropylene

1÷8 Kg



Item	9320NY	9321NY	9322NY	9323NY
	1÷2,5	2÷4	4÷6	6÷8
Kg	1,67	1,90	1,98	2,28

9336 ÷ 9340

7



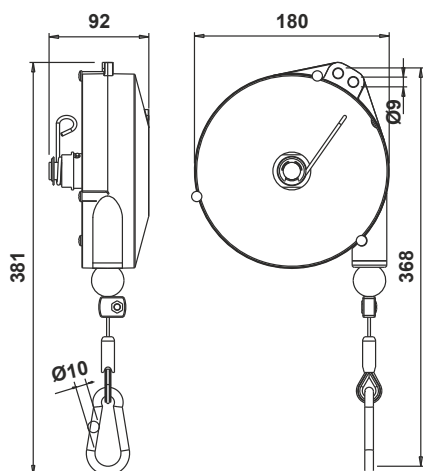
Aluminium

2500 mm

Inox



2÷14 Kg



Item

9336

9337

9338

9339

9340



2÷4

4÷6

6÷8

8÷10

10÷14

Kg

3,14

3,30

3,36

3,43

3,58

9346 ÷ 9350

8



STOP



Aluminium

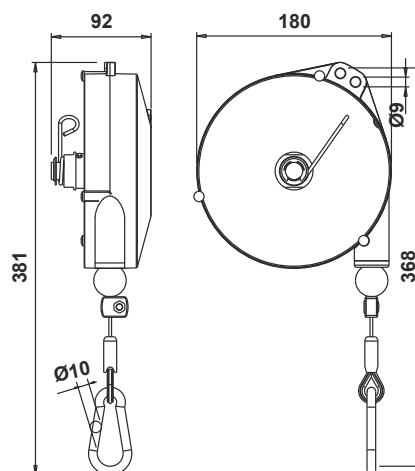
2500 mm

Inox



2÷14 Kg

These balancers are equipped with a device enabling to stop the stroke by carrying out a simple operation on the load and with a device that disables it.



Item

9346

9347

9348

9349

9350



2÷4

4÷6

6÷8

8÷10

10÷14

Kg

3,14

3,32

3,38

3,48

3,62

9336NY ÷ 9340NY

9

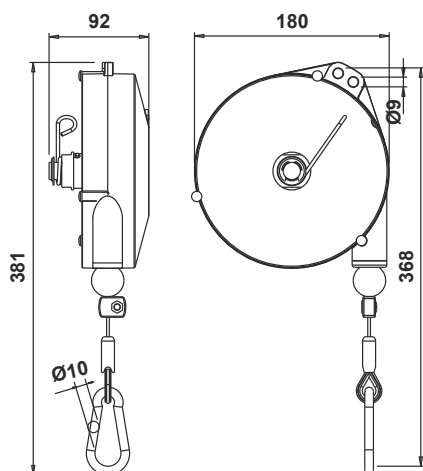


Aluminium

2500 mm

Dyneema®

2÷14 Kg



Item

9336NY

9337NY

9338NY

9339NY

9340NY



2÷4

4÷6

6÷8

8÷10

10÷14

Kg

3,14

3,30

3,36

3,43

3,58

9346NY ÷ 9350NY

10



STOP



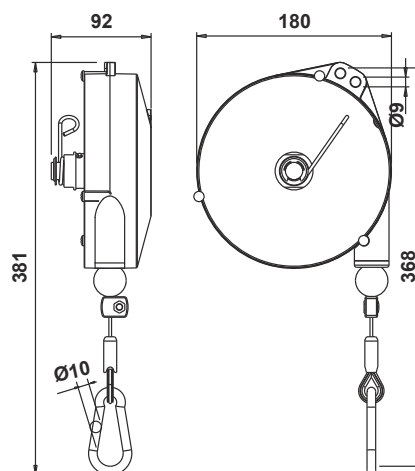
Aluminium

2500 mm

Dyneema®

2÷14 Kg

These balancers are equipped with a device enabling to stop the stroke by carrying out a simple operation on the load and with a device that disables it.



Item

9346NY

9347NY

9348NY

9349NY

9350NY



2÷4

4÷6

6÷8

8÷10

10÷14

Kg

3,14

3,32

3,38

3,48

3,62

9354 ÷ 9359

Option F



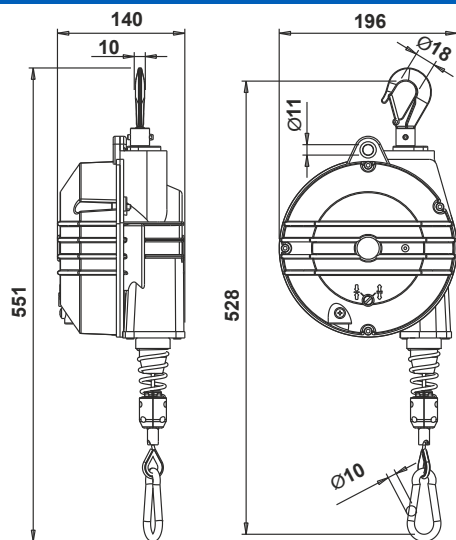
Aluminium

2000 mm
Inox

4÷25 Kg

Option F Brake device

The balancer is equipped with a friction/brake which controls the rotation speed of the drum. This option is feasible when placing a new order while it is not possible to assemble this device on balancers already installed.



Item

9354

9355

9356

9357

9358

9359



4÷7

7÷10

10÷14

14÷18

18÷22

22÷25

Kg

4,94

5,30

5,67


6,26

5,89

6,53

9354G ÷ 9359G

Option F



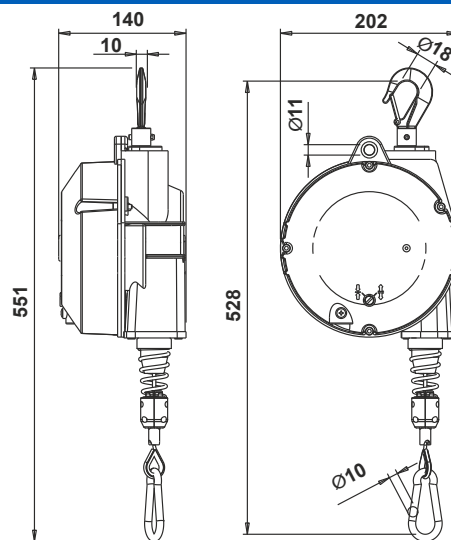
Aluminium/Rubber

2000 mm
Inox

4÷25 Kg

Option F Brake device

The balancer is equipped with a friction/brake which controls the rotation speed of the drum. This option is feasible when placing a new order while it is not possible to assemble this device on balancers already installed.



Item

9354G

9355G

9356G

9357G

9358G

9359G



4÷7

7÷10

10÷14

14÷18

18÷22

22÷25

Kg

5,58

5,93

6,31

6,90


6,53

7,17

9361 ÷ 9369


9370 ÷ 9371

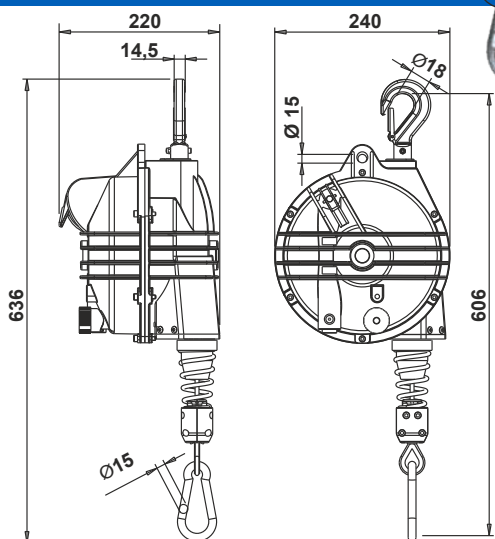
 13



Aluminium

 **2000 mm**
Inox

 **10÷75 Kg**




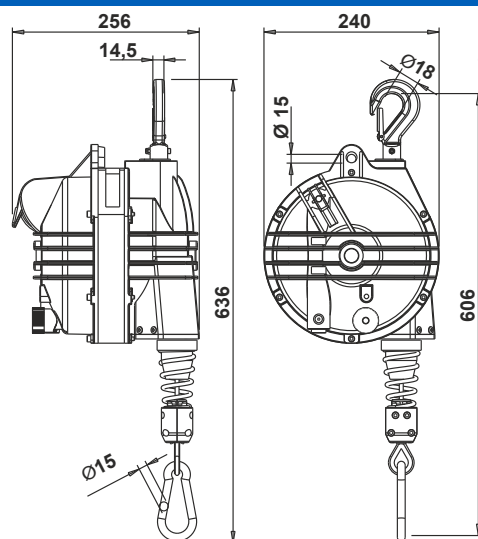
 14




Aluminium

 **2000 mm**
Inox

 **75÷105 Kg**




Item	9361	9362	9363	9364	9365	9366	9367	9368	9369	9370	9371
	10÷15	15÷20	20÷25	25÷30	30÷35	35÷45	45÷55	55÷65	65÷75	75÷90	90÷105
Kg	9,20	9,50	9,80	10,20	10,60	11,00	11,30	12,30	13,20	16,10	17,20


9361G ÷ 9369G


9370G ÷ 9371G

 15



Aluminium/Rubber

 **2000 mm**
Inox


 **10÷75 Kg**

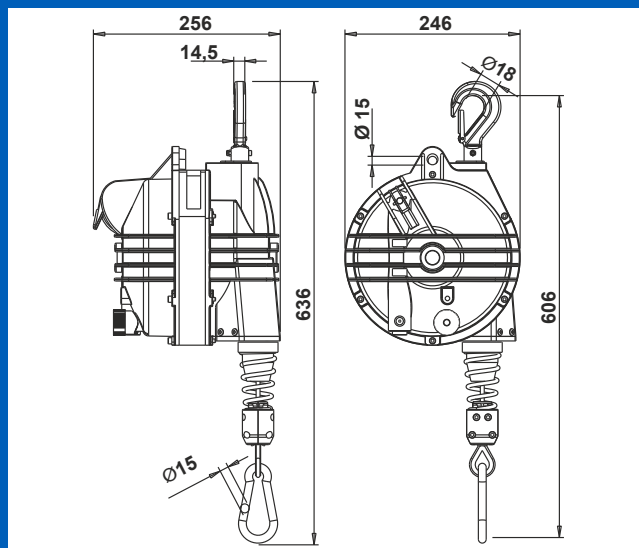
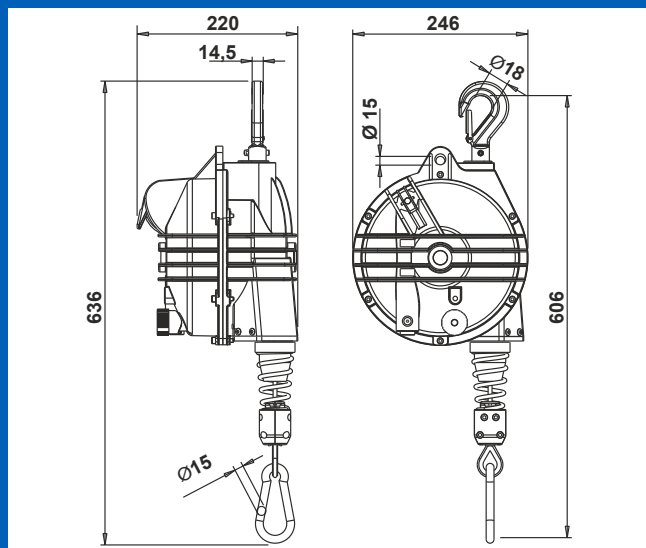
 16




Aluminium/Rubber

 **2000 mm**
Inox

 **75÷105 Kg**



Item	9361G	9362G	9363G	9364G	9365G	9366G	9367G	9368G	9369G	9370G	9371G
	10÷15	15÷20	20÷25	25÷30	30÷35	35÷45	45÷55	55÷65	65÷75	75÷90	90÷105
Kg	10,30	10,60	10,90	11,30	11,70	12,10	12,40	13,40	14,30	17,20	18,30

9401 ÷ 9405

9431 ÷ 9433

17



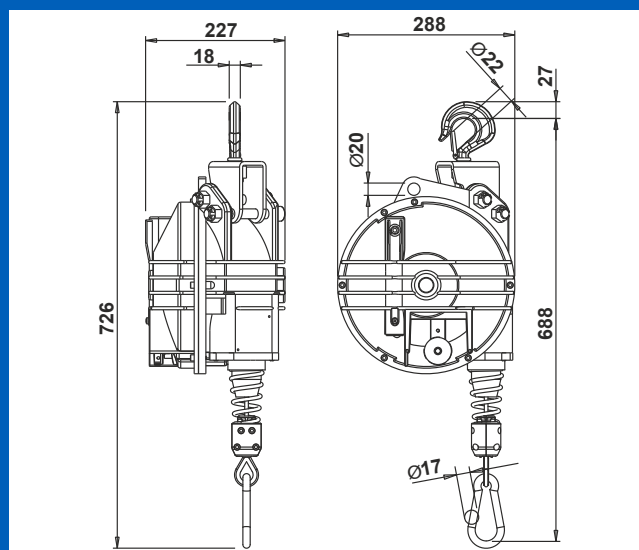
Aluminium

	2500 mm	9401÷9405
	3000 mm	9431÷9433
Inox		

OPTION RI
Rotary and insulating device.

15÷60 Kg

OPTION B
Locking-unlocking device
with control from the floor.



Item	9401	9402	9403	9404	9405
	15÷20	20÷30	30÷40	40÷50	50÷60
Kg	19,67	21,11	21,11	22,03	23,07



9431	9432	9433
15÷20	20÷25	25÷35
19,67	19,67	21,11


9401G ÷ 9405G 9431G ÷ 9433G

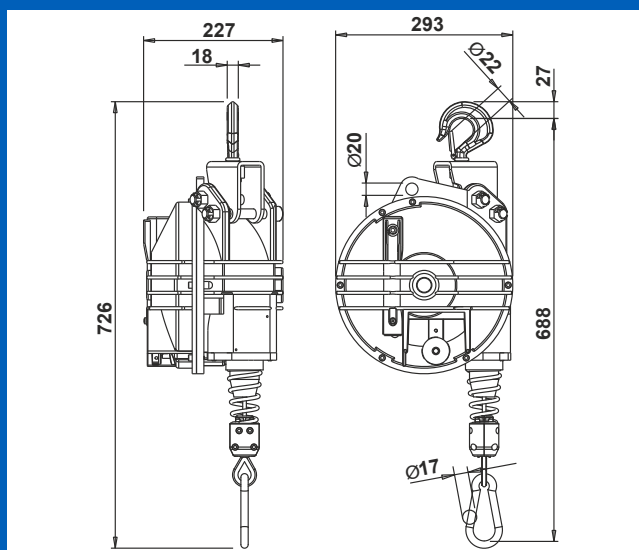
 18




Aluminium/Rubber

	2500 mm	9401G÷9405G
	3000 mm	9431G÷9433G
Inox		

 15÷60 Kg



Item	9401G	9402G	9403G	9404G	9405G
	15÷20	20÷30	30÷40	40÷50	50÷60
Kg	20,75	22,19	22,19	23,12	24,15

9431G	9432G	9433G
15÷20	20÷25	25÷35
20,75	20,75	22,19

9411 ÷ 9414

9434 ÷ 9444

19

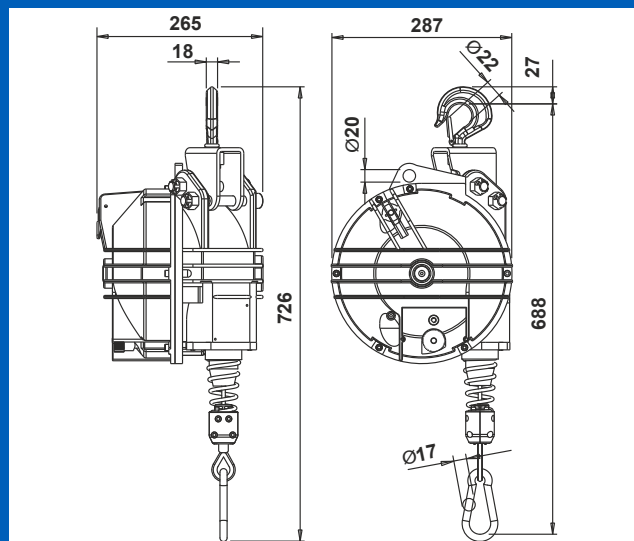


Aluminium

2500 mm	9411÷9414
3000 mm	9434÷9444
Inox	



35÷100 Kg




Item	9411	9412	9413	9414
	60÷70	70÷80	80÷90	90÷100
Kg	25,56	26,75	27,90	28,46



9434	9435	9436	9441	9442	9443	9444
35÷45	40÷50	50÷60	60÷70	70÷80	80÷90	80÷100
24,46	23,65	24,69	25,56	26,75	27,90	28,46


9411G ÷ 9414G 9434G ÷ 9444G

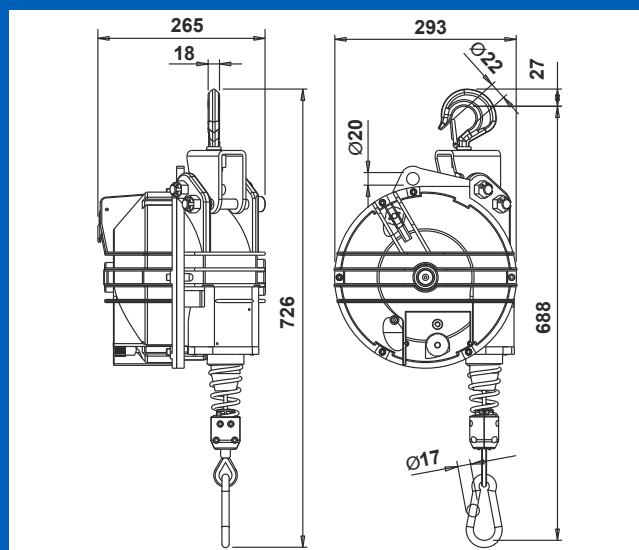
 20




Aluminium/Rubber

	2500 mm	9411G÷9414G
	3000 mm	9434G÷9444G
Inox		

 **35÷100 Kg**



Item	9411G	9412G	9413G	9414G
	60÷70	70÷80	80÷90	90÷100
Kg	26,79	27,98	29,13	29,69

9434G	9435G	9436G	9441G	9442G	9443G	9444G
35÷45	40÷50	50÷60	60÷70	70÷80	80÷90	80÷100
25,69	24,88	25,91	26,79	27,98	29,13	29,69

9422 ÷ 9426

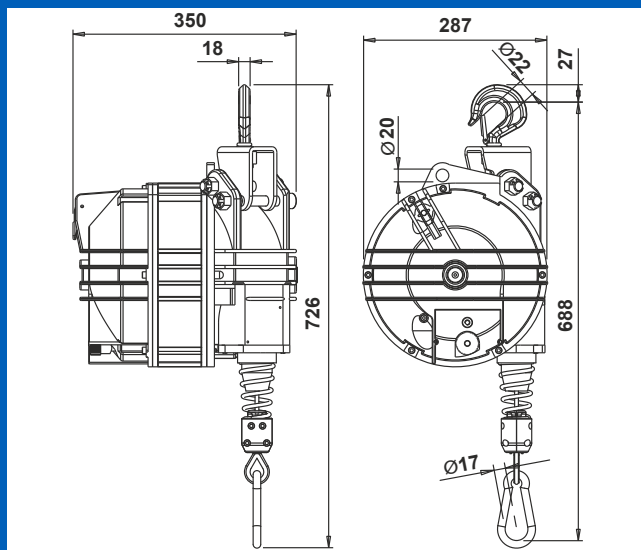
9451 ÷ 9456



Aluminium

2500 mm	9422÷9426
3000 mm	9451÷9456
Inox	

100÷180 Kg



Item	9422	9423	9424	9425	9426
	100÷120	120÷140	130÷150	140÷160	160÷180
Kg	36,61	38,51	38,83	40,90	43,20



9451	9452	9453	9454	9455	9456
100÷115	115÷130	130÷140	140÷150	150÷160	160÷180
36,61	36,77	38,51	38,83	40,90	43,20

9422G ÷ 9426G 9451G ÷ 9456G

 22

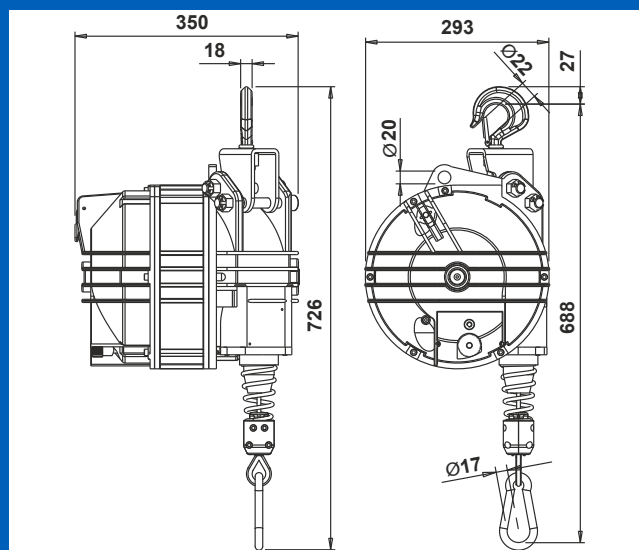



Aluminium/Rubber

	2500 mm	9422G÷9426G
	3000 mm	9451G÷9456G
Inox		



100÷180 Kg



Item	9422G	9423G	9424G	9425G	9426G
	100÷120	120÷140	130÷150	140÷160	160÷180
Kg	37,83	39,74	40,06	42,13	44,43

9451G	9452G	9453G	9454G	9455G	9456G
100÷115	115÷130	130÷140	140÷150	150÷160	160÷180
37,83	37,99	39,74	40,06	42,13	44,43



9502 ÷ 9509

9520 ÷ 9525

 23

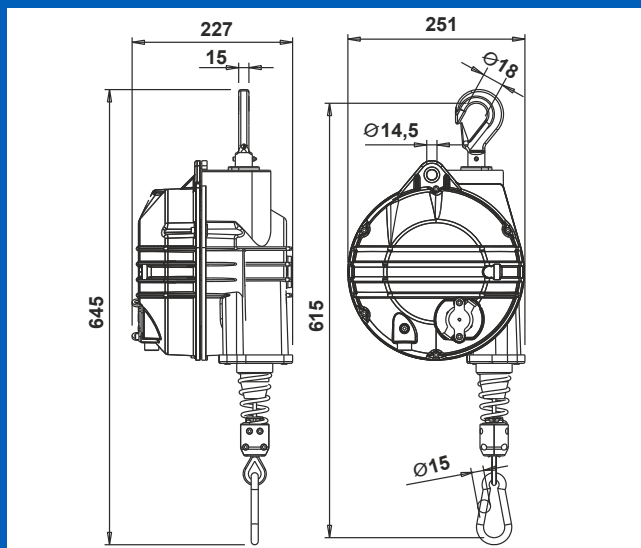



Aluminium

	2100 mm	9502÷9509
	2700 mm	9520÷9525
Inox		



12÷100 Kg



Item	9502	9503	9504	9505	9506	9507	9508	9509
	20÷30	30÷40	40÷50	50÷60	60÷70	70÷80	80÷90	90÷100
Kg	12,60	15,20	15,50	16,70	15,50	17,70	16,20	16,80

9520	9521	9522	9523	9524	9525
12÷20	20÷30	30÷40	40÷50	50÷60	60÷70
12,80	12,60	15,80	15,40	16,60	15,70

HOSE BALANCERS



Polyurethane

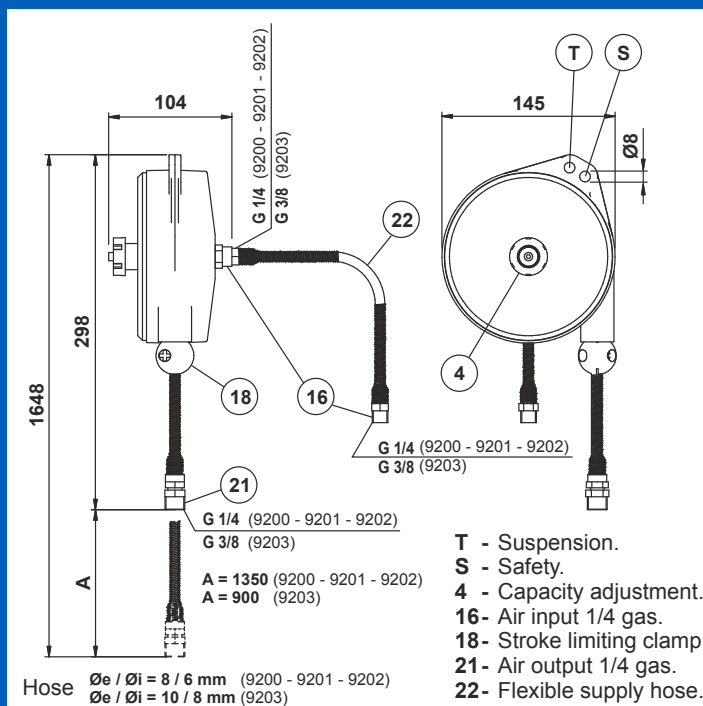


0,4÷5 kg

8 bar


50°

Auxiliary safety suspension.



Item	9200	9201	9202	9203
	0,4÷0,8	0,75÷1,5	1,2÷2,5	3÷5
 Kg	1,25	1,30	1,35	1,35

BALANCERS TECHNICAL FEATURES


	3 1	4 2	6 5	9 7	10 8	12 11	14 16 13 15	19 22 18 21 17 20	19 22 18 21 17 20	23	23	
kg	0,2÷3	0,4÷3	1÷8	2÷14	2÷14	4÷25	10÷105	15÷180	15÷180	20÷100	12÷70	Capacity
mm	1600	1600	2000	2500	2500	2000	2000	2500	3000	2100	2700	Stroke
	●											Rugged construction, Nylon body
		●	●	●	●							Rugged construction, cast aluminium body
						●	●	●	●	●	●	Ribbed and sealed construction in aluminium alloy
	● ³	● ⁴	● ⁶	● ⁹	● ¹⁰							Polypropylene / Dyneema rope, for «NY» model
	● ¹	● ²	● ⁵	● ⁷	● ⁸	●	●	●	●	●	●	Stainless steel rope
	●	●	●	●	●							Adjustable capacity
						●	●	●	●	●	●	Adjustable capacity by means of a worm screw
	●	●	●	●	●	●	●	●	●	●	●	Safety suspension
			●	●	●	●	●	●	●	●	●	Safety device against load dropping due to the spring breakage (capacity >3kg)
							●	●	●			Centrifugal safety device
						●	●	●	●	●	●	Upper rotary suspension with safety hook
						●	●	●	●	●	●	Locking device to block the load at any height
	●	●	●	●	●	●	●	●	●	●	●	Adjustable stroke limiting device
						●	●	●	●	●	●	Taper drum rotating on ball bearings
	●	●	●	●	●	●	●	●	●	●	●	Cable guide in antifriction material
						●	●	●	●	●	●	Cable guide in antifriction material
								●	●			Rotary upper hook with ball bearing
								●	●			Lining up upper hook
	●	●	●	●	●	●	●	●	●	●	●	Inert spring drum assembly
	●	●	●	●	●		●					Polyamides thimble
	●	●	●	●	●	●	●	●	●	●	●	Operating temperature between + 5°C to + 60°C.
ON REQUEST OPTIONS B-RI-F												
							●	●	●	●	●	B: Locking-unlocking device with control from the floor
							●	●	●	●	●	RI: Rotary insulated hook
					●							F: Brake device

PACKAGING FEATURES

	9300 9300NY	9301 9301NY	9302 9302NY	9303 9303NY	9311 9311NY	9312 9312NY	9313 9313NY	9320 9320NY	9321 9321NY	9322 9322NY	9323 9323NY
kg	0,50	0,60	0,60	0,70	0,70	0,70	0,80	1,80	2,1	2,1	2,5
mm	160x120x60	160x120x60	160x120x60	160x120x60	160x120x60	160x120x60	160x120x60	200x155x90	200x155x90	200x155x90	200x155x90
●	1/3	1/3	1/3	1/3	2/4	2/4	2/4	5/6	5/6	5/6	5/6
	9336 9336NY	9337 9337NY	9338 9338NY	9339 9339NY	9340 9340NY	9346 9346NY	9347 9347NY	9348 9348NY	9349 9349NY	9350 9350NY	9354 9354G
kg	3,40	3,60	3,70	3,70	3,80	3,40	3,60	3,70	3,80	3,90	6,00
mm	260x205x95	260x205x95	260x205x95	260x205x95	260x205x95	260x205x95	260x205x95	260x205x95	260x205x95	260x205x95	465x225x185
●	7/9	7/9	7/9	7/9	7/9	8/10	8/10	8/10	8/10	8/10	11/12
	9355 9355G	9356 9356G	9357 9357G	9358 9358G	9359 9359G	9361 9361G	9362 9362G	9363 9363G	9364 9364G	9365 9365G	9366 9366G
kg	6,40	6,80	7,40	7,00	7,60	11,80	12,10	12,40	13,30	13,30	14,10
mm	465x225x185	465x225x185	465x225x185	465x225x185	465x225x185	455x270x280	455x270x280	455x270x280	455x270x280	455x270x280	455x270x280
●	11/12	11/12	11/12	11/12	11/12	13/15	13/15	13/15	13/15	13/15	13/15
	9367 9367G	9368 9368G	9369 9369G	9370 9370G	9371 9371G	9401 9401G	9402 9402G	9403 9403G	9404 9404G	9405 9405G	9411 9411G
kg	14,10	15,00	15,80	18,80	19,70	22,70	24,10	24,10	25,10	26,10	28,50
mm	455x270x280	455x270x280	455x270x280	455x270x280	455x270x280	600x320x330	600x320x330	600x320x330	600x320x330	600x320x330	600x320x330
●	13/15	13/15	13/15	14/16	14/16	17/18	17/18	17/18	17/18	17/18	19/20
	9412 9412G	9413 9413G	9414 9414G	9422 9422G	9423 9423G	9424 9424G	9425 9425G	9426 9426G	9431 9431G	9432 9432G	9433 9433G
kg	29,70	30,80	31,40	40,00	41,90	42,20	44,30	46,60	22,70	22,70	24,10
mm	600x320x330	600x320x330	600x320x330	600x320x420	600x320x420	600x320x420	600x320x420	600x320x420	600x320x330	600x320x330	600x320x330
●	19/20	19/20	19/20	21/22	21/22	21/22	21/22	21/22	17/18	17/18	17/18
	9434 9434G	9435 9435G	9436 9436G	9441 9441G	9442 9442G	9443 9443G	9444 9444G	9451 9451G	9452 9452G	9453 9453G	9454 9454G
kg	27,50	26,60	27,60	28,50	29,70	30,80	31,40	40,00	40,10	41,90	42,20
mm	600x320x330	600x320x330	600x320x330	600x320x330	600x320x330	600x320x330	600x320x330	600x320x420	600x320x420	600x320x420	600x320x420
●	19/20	19/20	19/20	19/20	19/20	19/20	19/20	21/22	21/22	21/22	21/22
	9455 9455G	9456 9456G	9502	9503	9504	9505	9506	9507	9508	9509	9520
kg	44,30	46,60	14,40	17,00	17,30	18,50	17,30	19,50	18,00	18,60	14,60
mm	600x320x420	600x320x420	455x270x280	455x270x280	455x270x280	455x270x280	455x270x280	455x270x280	455x270x280	455x270x280	455x270x280
●	21/22	21/22	23	23	23	23	23	23	23	23	23
	9521	9522	9523	9524	9525	9200	9201	9202	9203		
kg	14,40	17,60	17,20	18,40	17,50	1,40	1,40	1,60	1,60		
mm	455x270x280	455x270x280	455x270x280	455x270x280	455x270x280	225x160x110	225x160x110	225x160x110	225x160x110		
●	23	23	23	23	23	24	24	24	24		

9311AX ÷ 9313AX

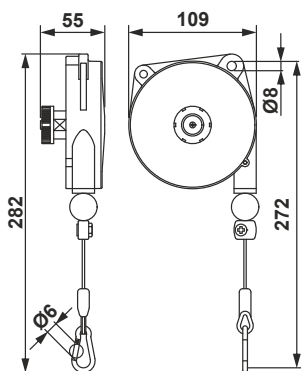
25
ATEX Ex
II 2G c T6



Aluminium

1600 mm
Inox

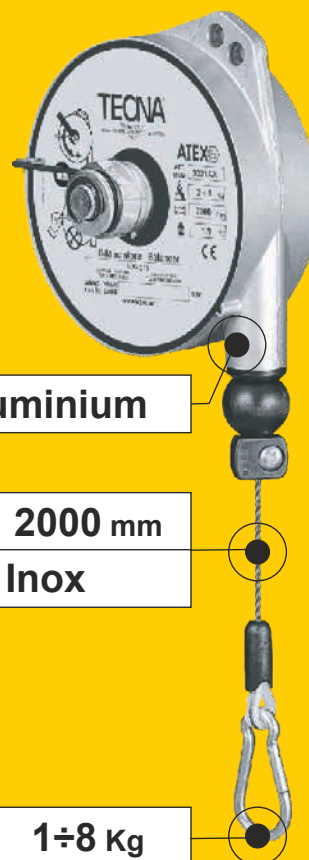
0.4÷3 Kg



Item	9311AX	9312AX	9313AX
	0,4÷1	1÷2	2÷3
Kg	0,57	0,60	0,74

9320AX ÷ 9323AX

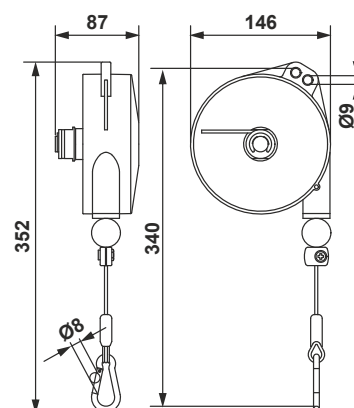
26
ATEX Ex
II 2G c T6



Aluminium

2000 mm
Inox

1÷8 Kg



Item	9320AX	9321AX	9322AX	9323AX
	1÷2,5	2÷4	4÷6	6÷8
Kg	1,67	1,90	1,98	2,28

9336AX ÷ 9340AX

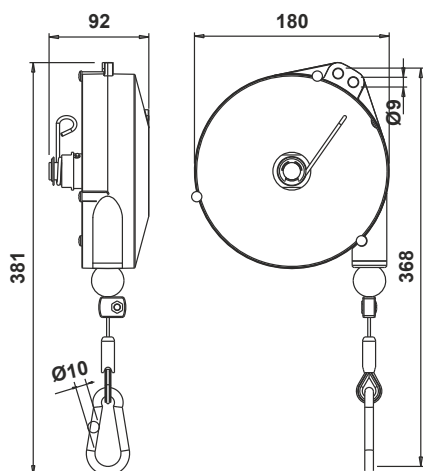
27
ATEX 
II 2G c T6



Aluminium

2500 mm
Inox

 **2÷14 Kg**



Item	9336AX	9337AX	9338AX	9339AX	9340AX
	2÷4	4÷6	6÷8	8÷10	10÷14
Kg	3,14	3,30	3,36	3,43	3,58


9346AX ÷ 9350AX

28
ATEX 
II 2G c T6

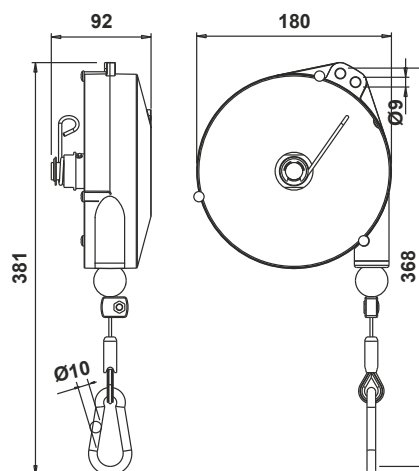


Aluminium

2500 mm
Inox

 **2÷14 Kg**

In addition to the features of the former range, the new balancers are equipped with a new device enabling to stop the stroke by carrying out a simple operation on the load.



Item	9346AX	9347AX	9348AX	9349AX	9350AX
	2÷4	4÷6	6÷8	8÷10	10÷14
Kg	3,14	3,32	3,38	3,48	3,62

9354AX ÷ 9359AX



Option F

Aluminium

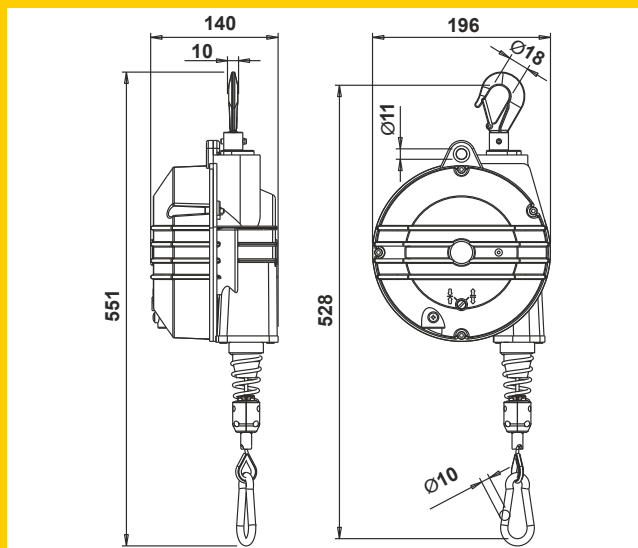
2000 mm
Inox

4÷25 Kg



Option F Brake device

The balancer is equipped with a friction/brake which controls the rotation speed of the drum. This option is feasible when placing a new order while it is not possible to assemble this device on balancers already installed.



Item	9354AX	9355AX	9356AX	9357AX	9358AX	9359AX
	4÷7	7÷10	10÷14	14÷18	18÷22	22÷25
Kg	4,94	5,30	5,67	6,26	5,89	6,53

9502AX ÷ 9509AX

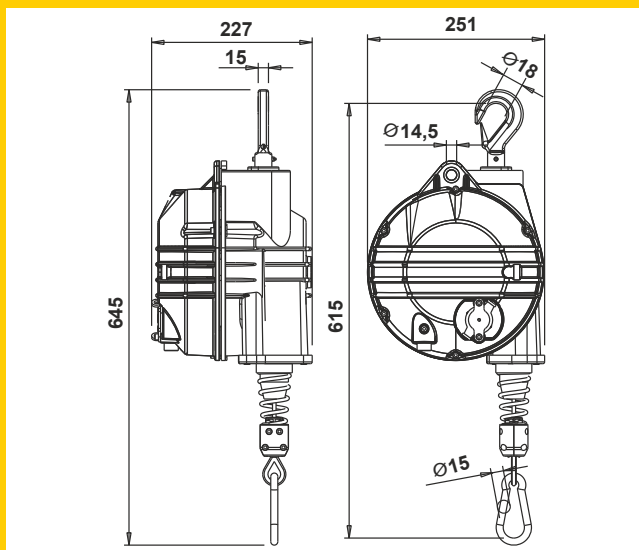
30
ATEX 
II 2G c T6
II 2D c T 85°C




Aluminium

2100 mm
Inox

20÷100 Kg



Item	9502AX	9503AX	9504AX	9505AX	9506AX	9507AX	9508AX	9509AX
	20÷30	30÷40	40÷50	50÷60	60÷70	70÷80	80÷90	90÷100
Kg	12,60	15,20	15,50	16,70	15,50	17,70	16,20	16,80

9520AX ÷ 9525AX

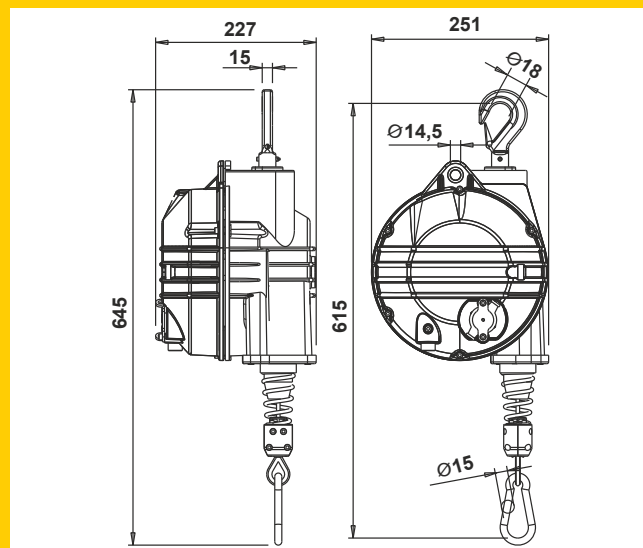
 31
ATEX 
II 2G c T6
II 2D c T 85°C




Aluminium


 **2700 mm**
Inox

 **12÷70 Kg**



Item	9520AX	9521AX	9522AX	9523AX	9524AX	9525AX
	12÷20	20÷30	30÷40	40÷50	50÷60	60÷70
Kg	12,80	12,60	15,80	15,40	16,60	15,70

ATEX BALANCERS TECHNICAL FEATURES

	25	26	27	28	29	30	31	
kg	0,4÷3	1÷8	2÷14	2÷14	4÷25	20÷100	12÷70	Capacity
mm	1600	2000	2500	2500	2000	2100	2700	Stroke
	●	●	●	●				Rugged construction, cast aluminium body
					●	●	●	Ribbed and sealed construction in aluminium alloy
	●	●	●	●	●	●	●	Stainless steel rope
	●	●	●	●				Adjustable capacity
					●	●	●	Adjustable capacity by means of a worm screw
	●	●	●	●	●	●	●	Safety suspension
		●	●	●	●	●	●	Safety device against load dropping due to the spring breakage (capacity >3kg)
					●	●	●	Upper rotary suspension with safety hook
				●	●	●	●	Locking device to block the load at any height
	●	●	●	●	●	●	●	Adjustable stroke limiting device
					●	●	●	Taper drum rotating on ball bearings
	●	●	●	●	●	●	●	Cable guide in antifriction material
					●	●	●	Rotary upper hook with ball bearing
	●	●	●	●	●	●	●	Inert spring drum assembly
	●	●	●	●				Polyamides thimble
	●	●	●	●	●	●	●	Operating temperature between + 5°C to + 60°C.

ON REQUEST OPTIONS F

					●			F: Brake device
--	--	--	--	--	---	--	--	-----------------

ATEX PACKAGING FEATURES




	9311AX	9312AX	9313AX	9320AX	9321AX	9322AX	9323AX	9336AX	9337AX	9338AX	9339AX
kg	0,70	0,70	0,80	1,80	2,1	2,1	2,5	3,40	3,60	3,70	3,70
mm	160x120x60	160x120x60	160x120x60	200x155x90	200x155x90	200x155x90	200x155x90	260x205x95	260x205x95	260x205x95	260x205x95
●	25	25	25	26	26	26	26	27	27	27	27
	9340AX	9346AX	9347AX	9348AX	9349AX	9350AX	9354AX	9355AX	9356AX	9357AX	9358AX
kg	3,80	3,40	3,60	3,70	3,80	3,90	6,00	6,40	6,80	7,40	7,00
mm	260x205x95	260x205x95	260x205x95	260x205x95	260x205x95	260x205x95	465x225x185	465x225x185	465x225x185	465x225x185	465x225x185
●	27	28	28	28	28	28	29	29	29	29	29
	9359AX	9502AX	9503AX	9504AX	9505AX	9506AX	9507AX	9508AX	9509AX	9520AX	9521AX
kg	7,60	14,40	17,00	17,30	18,50	17,30	19,50	18,00	18,60	14,60	14,40
mm	465x225x185	455x270x280	455x270x280	455x270x280	455x270x280	455x270x280	455x270x280	455x270x280	455x270x280	455x270x280	455x270x280
●	29	30	30	30	30	30	30	30	30	31	31
	9522AX	9523AX	9524AX	9525AX							
kg	17,60	17,20	18,40	17,50							
mm	455x270x280	455x270x280	455x270x280	455x270x280							
●	31	31	31	31							

Weld Systems Integrators (WSI) | **Resistance Welding. Solved.**

Weld Systems Integrators (WSI) is a manufacturer of rugged, innovative, high-quality resistance welding equipment and machinery, and integrator of robotic resistance and MIG welding cells. We also stock resistance welding accessories, parts and supplies, and we support our resistance welding equipment with strong service, training, welding lab testing and contract engineering capabilities.

WSI is a Master Distributor and Stocking Importer for TECNA resistance welding equipment, including spot and projection welders, portable guns and balancers. We keep an inventory of TECNA equipment in stock at our Warrenville Heights location for quick shipment and delivery.

WSI is proud to be a Sustaining Member of the American Welding Society (AWS), the Resistance Welding Manufacturing Alliance (RWMA), as well as WEMCO, an Association of Welding Equipment Manufacturers.



TECNA DIRECT.COM

STOCKING IMPORTER || MASTER DISTRIBUTOR

POWERED BY:
WSI **WELD SYSTEMS INTEGRATORS, INC.**
RESISTANCE WELDING. SOLVED.

4943 Driscoll Road • Warrensville Heights, OH 44146
Main: 844-WSI-WELD • International: +1-216-475-5629
www.WSIweld.com • sales@WSIweld.com



844-44-TECNA

sales@tecnadirect.com

DISTRIBUTED BY: