ROMAN MODEL	KVA @ 50% DUTY CYCLE	PRI V/ FREQ	SEC VOLTAGE	SEC CURRENT (kA)	TURNS RATIO	MAX Δ P. / CIRCUIT	APPROX. WEIGHT
TDC-7537	225	650V/1000HZ	13.0 - 17.5	12.2 - 9.0	50:1 - 37:1	14 PSI	108 LBS [49 Kg]
TDC-7825	225	500V/1000HZ	13.1 - 17.8	12.1 - 8.9	38:1 - 28:1	14 PSI	108 LBS [49 Kg]
TDC-8271	225	800V/1000HZ	13.1 - 17.7	12.1 - 8.9	61:1 - 45:1	14 PSI	108 LBS [49 Kg]

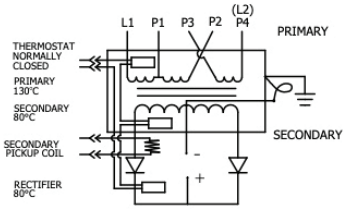

TRANSFORMER CASE MUST BE GROUNDED. TRANSFORMER WILL BE SHIPPED WITH A JUMPER CONNECTING SECONDARY CENTER TAP TO CASE. USER MUST PROVIDE APPROPRIATE GROUNDING OF SECONDARY CIRCUIT.

NOTE:
SECONDARY OUTPUT TERMINALS ARE DESIGNED AS ELECTRICAL CONNECTIONS, MECHANICAL FORCES ON THESE CONNECTIONS MAY VOID WARRANTY.

FOR APPLICATIONS ABOVE A 20% DUTY CYCLE, CONTACT ROMAN MANUFACTURING FOR ASSISTANCE.

COOLING REQUIREMENTS: 7.5 LPM PER CIRCUIT @ 30°C MAX.
15 LPM TOTAL

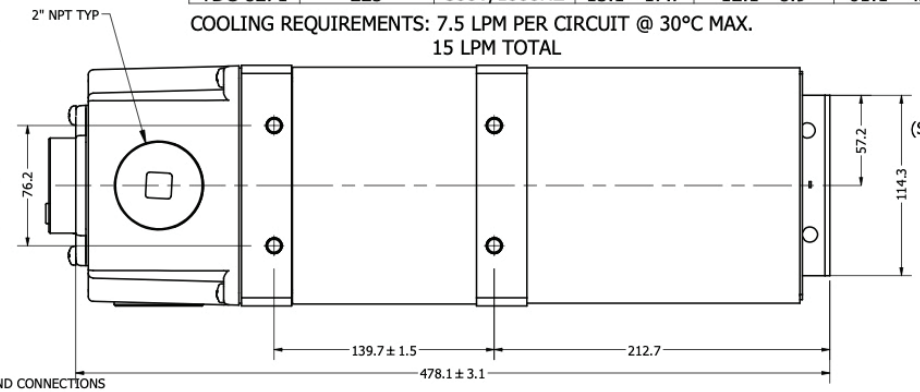

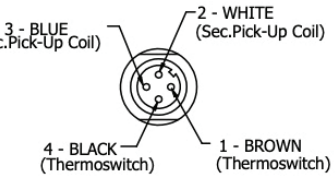

CONNECT P2-P3 FOR LO TAP
OR P1-P3 & P2-P4 FOR HI TAP

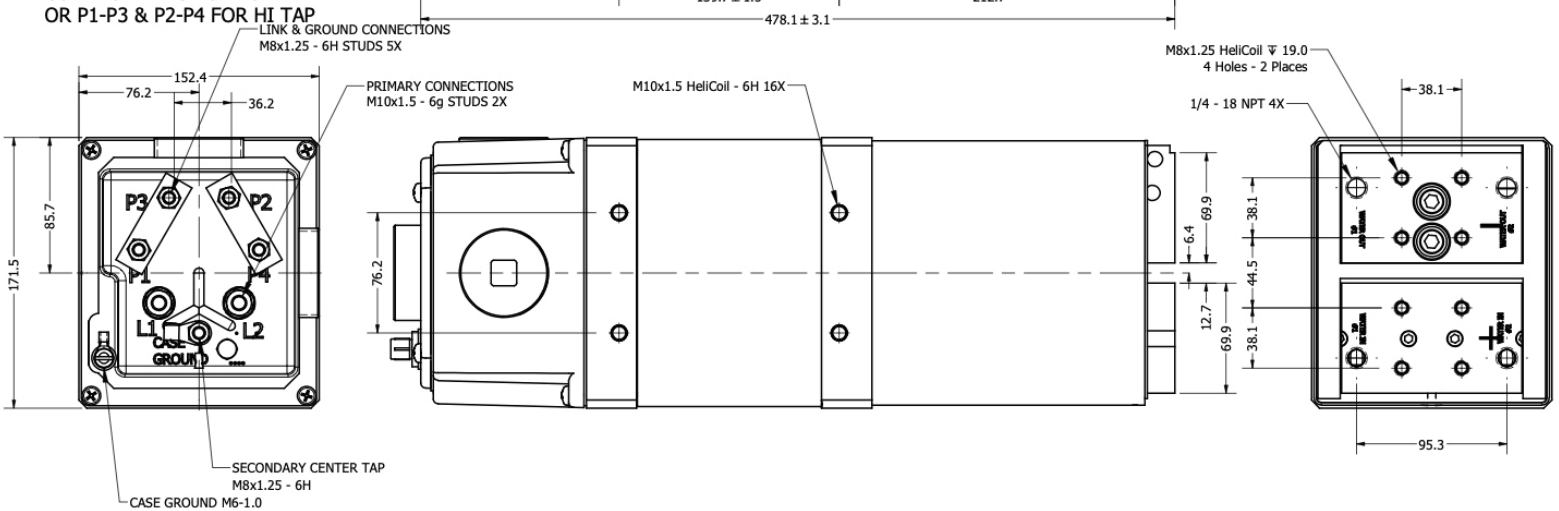

VIEW SHOWN WITH
COVER REMOVED

NOTE*
The secondary terminals of this device are intended as an electrical connection only. Applications must be designed to minimize any forces applied to the secondary terminals, this can be accomplished by transferring forces to a structural member.

DIMENSIONS: MM

REV	DESCRIPTION			DATE
M	ADDED SEC CURRENT INFO	KLY	KLY	1/29/2020
L	ADDED APPROX.WEIGHT	RB	KLY	5/16/2019
K	SWITCHED P2 AND P3 IN SCHEMATIC	KLY	KLY	5/9/2019
J	ADDED 800V MODEL (TDC-8271)	BCC	BCC	1/25/2019

© 2017 Copyright RoMan Manufacturing. THIS DRAWING AND ALL THE INFORMATION AND TECHNOLOGY IN IT ARE EXCLUSIVE, CONFIDENTIAL AND PROPRIETARY TO RoMan MANUFACTURING, INC. THIS DRAWING IS OWNED BY RoMan MANUFACTURING, INC., AND UNLESS SPECIFICALLY AUTHORIZED IN WRITING, NO COPIES SHALL BE MADE OF THIS DRAWING, AND SHALL BE USED ONLY FOR THE LIMITED PURPOSE FOR WHICH IT IS DISCLOSED AND ONLY TO THE BENEFIT OF RoMan MANUFACTURING INC., AND IT AND ANY COPIES, AUTHORIZED OR NOT, SHALL BE IMMEDIATELY RETURNED UPON ANY REQUEST THEREFORE.

SCALE: NONE
DATE: 7/8/2015
RoMan MANUFACTURING
DETAILER: jbetit
DESIGNER: jbetit
APPROX WEIGHT: N/A

POWER SUPPLY

PHYSICAL DRAWING

DRAWING NUMBER: 7537-1

WSI WELD SYSTEMS INTEGRATORS, INC.
RESISTANCE WELDING. SOLVED.
844-WSI-WELD
www.WSIWeld.com · salesteam@wsiweld.com